

NOTICE OF MEETING

The Brookshire Economic Development Corporation (BEDC) will hold a meeting on Thursday, August 3rd, 2023 at 5:30pm in the City Council Chambers of the Brookshire City Hall, located at 4029 5th St., Brookshire, TX 77423. For the purpose of considering the following:

AGENDA

- (1) Prayer | Pledge to the U.S. Flag**
- (2) Roll Call**
- (3) Public Comments** (Comments made under this agenda item are limited to three (3) minutes per person; however, if a large quantity of individuals has registered to speak, the time may be reduced at the chair's discretion. In accordance with the Texas Open Meeting Act, the Board of Directors will not discuss or consider any items addressed during this agenda item. However, the President or Economic Development Coordinator may make statements of fact, for example, identifying the procedure for reporting an issue or referring the speaker to the cognizant agency or individual.)
- (4) Consent Agenda**
 - Approval of BEDC Board Meeting Minutes for June 15, 2023
 - Approval of Pre-Paid Invoices
 - Monthly Accounting Report for May & June 2023 Financials
- (5) Discuss & Possible Action nomination for BEDC Board Member Position 7.** (Mariela Aguilar)
- (6) Discuss & Possible Action fencing at Hovas Park.**
- (7) Discuss & Possible Action request to sponsor uniforms for Royal ISD Football team.**
- (8) Discuss & Possible Action setting a date for tour of City and Fiscal Year 2023-2024 Project Workshop.**
- (9) Discuss & Possible Action setting the EDC's Fiscal Year to be October 1 through September 30, contingent on City Council adoption of Ordinance 23-717-15 amending City's Fiscal Year.**
- (10) Discuss & Possible Action setting 3rd Quarter Business Mixer date of August 25th, 2023 from 5:30pm-7:00pm**
- (11) BEDC Coordinators Report**
- (12) Presidents Report**
- (13) Executive Session** (*The Brookshire Economic Development Corporation will meet in a closed session pursuant to Title 5, Chapter 551, of the Texas Government Code for the purpose of: Economic Development Discussions under Section 551.087; Consultation with legal counsel under Section 551.071; Deliberations on real property under Section 551.072; and, Deliberations on personnel under Section 551.074.*)
- (14) Discuss & Possible Action on Executive Session items, if necessary.**
- (15) Adjournment**

I, Vickie Casto, do hereby certify that the above Notice of Meeting and agenda of the Brookshire Economic Development Corporation was posted in a place convenient and readily accessible at all times to the general public in compliance with Chapter 551, TEXAS GOVERNMENT CODE on the

31st day of July, 2023 at 1:00pm.



Vickie Casto, BEDC Administrative Assistant

Minutes of the Brookshire Economic Development Corporation Meeting
June 15, 2023

The Brookshire Economic Development Corporation held a Special Meeting on Thursday, June 15, 2023 in the Brookshire Municipal Building located at 4029 Fifth Street, Brookshire, Texas.

The meeting was called to order by President, Jeremiah Hill at 5:30 p.m.

Agenda Item #1: Prayer | Pledge to the U.S. Flag

Everyone said the Lord's Prayer & pledge to the U.S. Flag.

Agenda Item #2: Roll Call:

Present:

President, Jeremiah Hill
Vice-President, Kathy Guy
Director, Quotatious Dunn
Director, Susette Baines
Director, Amanda Neuendorf

Also Present:

E.D.C. Coordinator, Mike Barnes
Attorney, Justin Pruitt (remote)
Administrative Assistant, Vickie Casto

Absent:

Secretary/Treasurer, Mariela Aguilar

Agenda Item #3 Public comments

N/A

Agenda Item #4 Consent Agenda

- a. Approval of BEDC Board Meeting Minutes May 4, 2023.
- b. Approval of Pre-Paid Invoices
- c. Monthly Accounting Report

Motion was made to accept the Consent Agenda.

Director, Susette Baines / Director, Amanda Neuendorf

All For
Motion Carried

Agenda Item #5 Discuss and approve nominations for BEDC Board Member's.

(Position 2: Amanda Neuendorf – 1 year, Position 4: Quotatious Dunn, Position 5: Susette Baines, Position 6; Glenn Mayberry – 2 years)

Mr. Hill reminded everyone that previously they had nominated Denise Prejean for position 6. He then asked if Mrs. Neuendorf, Ms. Dunn and Mrs. Baines would like to continue serving and they agreed they would like to stay on the board. He continued by saying it would have to be approved by city council.

Mr. Hill explained he was trying to get the positions back in cycles. Position one, two, and three expire on even number year and position four, five, six and seven expire on the odd number of the year.

Motion was made to accept the nominations as presented.

Vice-President, Kathy Guy / Director, Susette Baines

All For

Motion Carried

Agenda Item #6 Discuss and possible action nomination for BEDC Board Member position 7. (Mariela Aguilar)

Tabled

Agenda Item #7 Discuss and possible action regarding dates for financial and project workshops.

Mr. Hill explained the new physical year will start September first. He would like to have one budget workshop as well to discuss priority project items. He is open to dates; he would suggest a Saturday morning. What they can do is allow Ms. Casto to send out an e-mail.

Mrs. Guy asked what months.

Mr. Hill stated the earlier in his opinion would be better. Thankfully their budget was up to date. The only thing they can't project yet is the initiating sales tax. He would like to see them finished by mid-July; because their budget has to be presented to council for ratification.

Agenda Item #8 Discuss and possible action fencing at Hovas Park.

Tabled

Agenda Item #9 Discuss and possible action purchase of fags/banners for the city.

Mr. Hill asked if this is something they would like to do for the holidays and a welcome as you come in on Hwy. 90.

Interest was shown by several for the style that hung from the poles.

Mr. Barnes questioned using EDC funds and use HOT funds due to the nature of the purchase.

Mr. Pruitt stated they have several options where they could use the EDC and HOT funds as well as promotional funds.

Mr. Hill will get some recommendations to bring back to the next meeting, and get with Mr. Barnes and Mr. Pruitt to see which funds to use.

Agenda Item #10 Discuss and possible action purchase of trash cans for Hwy 90.

Everyone discussed and agreed the trash cans on Hwy 90 looked bad. Mr. Hill stated that they can purchase trash cans that match the ones that were purchased earlier, and there's a discount if they purchase 3. Discussion continued on placement.

Motion was made to purchase three (3) trash cans for Hwy 90.

Director Amanda Neuendorf / Vice-President Kathy Guy

All For
Motion Carried

Agenda Item #11 Discuss and possible action sidewalks for amphitheater plaza.

Mr. Hill stated the amphitheater is near completion and there will be a need for sidewalks. Stating the need for wheelchair accessibility and for unloading and loading of equipment in the back alleyway. He added to also connect to the museum next door. Discuss continued on getting proposal

Motion was made to generate an RFP for sidewalks for around the amphitheater plaza.

Director Amanda Neuendorf / Vice-President Kathy Guy

All For
Motion Carried

Agenda Item #12 Discuss and possible action regarding a retail developer extending Otto Street from its current location to a proposed intersection with I-10 frontage Rd. in Brookshire. *(All costs associated with this street enhancement to be paid for by the developer and built to existing city street standards. This street enhancement is subject to and contingent upon the retail development.)*

Tabled until Executive Session

Motion was made to endorse the project from the retail developer extending Otto Street from its current location to proposed intersection with I-10 frontage Rd.

Director, Amanda Neuendorf / Vice-President, Katy Guy

All For
Motion Carried

Moved to agenda item #16

Agenda Item #13 BEDC Coordinators Report,

Mr. Barnes directed everyone to their packets. He stated that Empire West was all but full. The West I-10 has been sold to new owners and they will be leasing that space. He spoke of the hundred plus acres that will be annexed into the city and he's working very closely with the developer.

Mr. Barnes stated his concerns as to whether or not the tax abatements enacted by the City council had been filed and could be in jeopardy. The 380's are the ones he's really concerned about. The 380's need to be filed with the State Comptroller's Office in addition with the county.

Mr. Pruitt stated that the 380's are filed with the comptroller with some strict guidelines that they have to follow. Typically, it's the City Secretary that does that. The tax abatements get filed with the county. Then the county works with the comptroller. What Mike has found out is the county office didn't understand that or they think that when we file a tax abatement that it's our responsibility to help them file it. There is a

misunderstanding at the county about how tax abatements are done. That's bad news on both ends ... there is a question mark on how that's happened. For the tax abatements on their end, they've done their duty and filed them correctly with the county; but the second step on the county end, we don't know if it's been handled correctly for sure.

Mr. Barnes added that his bigger fear is they've not filed the 380's properly, which would impact the group from Warefor.

Mrs. Banes asked if this was a fixable situation.

Mr. Barnes stated it is and added that the worst- case scenario from his advantage point is that part of the rebate was not extended. He then explained how it could be fixed.

Agenda Item #14 Presidents Report.

Mr. Hill directed the board to the letter dated June 9, 2023 that he sent to the mayor. He then asked Ms. Casto had she received a check from the city this week, she replied no. He then continued that they could see the response from the city. It outlined that there is a balance of 631,000. and some change that has not been remitted yet. The EDC needs that money to carryout their budget and he added they were not at risk at this moment to meet their obligations. The letter was sent to the mayor and they can see what city staff was included. He stated that he would keep them updated as things transpires.

Mr. Hill moved on to projects ... stating that the amphitheater is nearly complete and should be largely completed by this weekend, with the exception with some electrical and the three concrete wing walls in the back. They will be installed sometime next week. He then moved onto the parks equipment and spoke on the fitness equipment that was installed and some of the other items such as benches and picnic tables etc. There are some corrections in Bostic that he has contacted that company to address. They are on point to start sight work to remove the old playground equipment so they can move forward. He has seen people in both locations using the fitness equipment.

There was discussion on the settings on some of the fitness equipment.

He stated that they will address the fencing at Hovas Park at the next meeting. At Bostic Park they've run into an interesting issue, that's only been addressed by one fencing company. The fence line on First St. side is too close to the fire hydrant. They will lose about 3' and they will put it closer to the basketball court. So, everyone is having to revise their bids to reflect that.

He then moved to the upcoming budget and project workshop, he wanted to discuss the office space across the street, the old Dr.'s office. They've received some recommendations from Bleyl Engineering on the drainage.

Mr. Hill reminded them of the first benches that were delivered damaged. They've exhausted the time period that they were to keep them so, now they are theirs.

Discussion during the workshop can be where to place the benches once they are repaired.

He confirmed what Mr. Barnes had stated that conversations with different developers are ongoing.

He then asked for any questions.

Mrs. Neuendorf asked if there was any way Spanish translation could be put on the exercise equipment.

Mr. Hill stated that he would reach out to the manufacture

Agenda Item #15 Executive Session

The Brookshire Economic Development Corporation will meet in a closed session pursuant to Title 5, Chapter 551, of the Texas Government Code for the purpose of: Economic Development Discussions under Section 551.087; Consultation with legal counsel under Section 551.071; Deliberations on real property under Section 551.072; and, Deliberations on personnel under Section 551.074.

Executive Session opened at 6:07 p.m.

Executive Session closed at 6:35 p.m.

Moved to agenda item #12

Agenda Item #16 Discussion & Possible Action on Executive Session items

N/A

Agenda Item # 17 Adjournment.

Motion was made to adjourn.

Director, Susette Baines / Director, Amanda Neuendorf

All For

Motion Carried

(6:36 p.m.)

It is possible that a quorum of the Brookshire City Council may be present at the meeting and participate in the discussion of the items on the agenda. No official action of the Brookshire City Council will be taken at this meeting.

President / Jeremiah Hill

Secretary/Treasurer, Mariela Aguilar

Prepared by Vickie Casto

#4 B



∴∴ CHECK REQUEST ∴∴

DATE OF REQUEST: 7/20/2023

CHECK NEEDED BY: ASAP

REQUESTED BY: Vickie Casto *Vickie Casto*
(Signature required)

CHECK TO: Brown Sugar Band

AMOUNT OF CHECK: \$ 1,200

Line Item #:	Line-Item Name
<u>4000-203</u>	<u>Professional Services</u> <u>Amphitheater Ribbon Cutting</u>

#4 B


4000-203



... CHECK REQUEST ...

DATE OF REQUEST: 7/20/2023

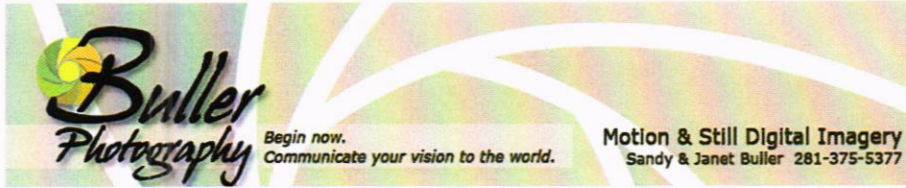
CHECK NEEDED BY: ASAP

REQUESTED BY: Vickie Casto 
(Signature required)

CHECK TO: Buller Photography

AMOUNT OF CHECK: \$ 750.00

Line Item #:	Line-Item Name
<u>4000-203</u>	<u>Professional Services</u>
	<u>Amphitheater Ribbon Cutting</u>



INVOICE

Buller Photography
 34820 Royal Rd.
 Pattison, Texas 77466
 713-818-3771

sandybuller@gmail.com
 www.sspdxp.com

Vickie Casto
 Brookshire Economic Development Corporation
 4029 Fifth St.
 Brookshire, Texas 77423
 brookshiredc@consolidated.net

INVOICE Ref. No.: Inv-BPP1101
Date: July 22, 2023

JOB NAME

GRAND OPENING of Brookshire's new Amphitheater

JOB DESCRIPTION

Editorial Photography coverage for two (2) hours with one (1) photographer for the GRAND OPENING of the brand new Amphitheater on Saturday, July 29th, 2023.
 Time: 5:30 pm-7:30pm

Deliverables: Via Digital Download, High Resolution Edited and Processed JPEG Images within 2 to-3 business days after the event.

USAGE LICENSE

Subject to the terms and conditions below, Buller Photography, the creator of the work ('Work') referenced in this document (Est-BPP1175) hereby grants to Brookshire Economic Development Corporation defined herein ('Client') an Non-Exclusive license to use the Work Worldwide. This license shall be valid for An Unlimited Time and shall cover publication of the Work in the following media only: Unlimited Media.

INVOICE TERMS

Advance invoice is payable upon receipt before the start of production. Final Invoice is payable upon receipt. License usage rights are transferred upon full payment of this invoice. Failure to make payments voids any license granted and constitutes copyright infringement. All rights not specifically granted in writing, including copyright, remain the exclusive property of Buller Photography.

Fees

Photographers Fee @ 750.00		750.00
	Fees Total	750.00
		<hr/>
	Fees Total	750.00
	Sub Total	750.00
	Texas Sales Tax (8.25%)	0.00
	Total (USD)	750.00

Make Check Payable To: BULLER PHOTOGRAPHY (Address: PO Box 646, Pattison, TX 77466)

EARNINGS			DEDUCTIONS			TAXES			RECAP			
	HOURS	CURRENT	YTD	DEDUCTION	CURRENT	YTD	CURRENT	YTD		CURRENT	YTD	
S		2,500.00	37,558.76	RETIREMEN	150.00	1,800.00	FEDERAL	292.10	4,694.66	GROSS	2,500.00	37,558.76
DAY	8.00	250.00	1,500.00	RETIRMT	0.00	150.00	FICA	155.00	2,328.64	TAXES	483.35	7,567.90
ADMIN		0.00	4,250.00				MEDICARE	36.25	544.60	DEDUCT	150.00	1,950.00
LY	56.00	1,750.00	29,742.19							NET	1,866.65	28,040.86
EAR	8.00											
PAI	16.00	500.00	1,566.57									
		0.00	500.00									

=====LEAVE AVAILABLE=====

SICK	156.75
VACATION	324.00
COMP TIME	154.88

ASTO, VICKIE A

PAY PERIOD ENDING: 7/17/2023

9.67% Retirement + \$241.75

\$2,933.00

#4 B

Gundersons CFO & Bookkeeping
PO Box 348
Waller, TX 77484
www.gundersonsbookkeeping.com



INVOICE 4820

DATE 07/01/2023 TERMS Net 10

DUE DATE 07/11/2023

DESCRIPTION	QTY	RATE	AMOUNT
Monthly Professional Bookkeeping Services Package (Under 100 Transactions a Month): <ul style="list-style-type: none">• Recording of Revenue and Reconciliation with Bank Deposits (up to 2 accounts, \$50 per account over base)• Recording Expenses and Reconciliation with Bank Statements• Profit & Loss Presentation• QuickBooks Online and SmartVault Client Portal.• Half-Hour monthly meeting a month with Kristin to discuss the month.	1	375.00	375.00

Please pay with an ACH if at all possible.

SUBTOTAL	375.00
TAX	0.00
TOTAL	375.00

TOTAL DUE \$375.00



Kraftsman Commercial Playgrounds & Water Parks

Kraftsman, LP
Kraftsman Commercial Playgrounds & Water Parks

19535 Haude Road
 Spring, TX 77388
 Phone 281-353-9599 Fax 281-353-2265

INVOICE

DATE: July 20, 2023
INVOICE # 39290
PROJECT: *Brookshire
 amphitheater*

Bill To:
 Brookshire EDC
 Jeremiah Hill
 4029 Fifth Street
 Brookshire, TX 77423

DESCRIPTION	AMOUNT
Payment Application #5 - see attached for detail	\$ 37,337.81
<p>FINAL INVOICE</p>	
BALANCE DUE	\$ 37,337.81

Make all checks payable to Kraftsman, LP

THANK YOU FOR CHOOSING KRAFTSMAN!

Application and Certificate for Payment

To Owner: Brookshire EDC
 Jeremiah Hill
 4029 Fifth Street
 Brookshire, TX 77423

Project: Brookshire amphitheater
 Application no. 5
 Period to: July 31,2023

From Contractor: Kraftsman, LP Via Architect:
 19535 Haude Rd
 Spring, TX 77388

CONTRACTOR'S APPLICATION FOR PAYMENT

Application is made for payment, as shown below, in connection with the Contract.
 Continuation Sheet is attached.

The undersigned Contractor certifies that to the best of the Contractor's knowledge, information and belief, the work covered by this Application for Payment has been completed in accordance with the Contract Documents, that all amounts have been paid by the Contractor for Work for which previous Certificates for Payment were issued and received from the Owner, and the current payment shown herein is now due.


1	Original Contract Sum	\$	565,961.02
2	Net change by Change Orders		
3	CONTRACT SUM TO DATE	\$	565,961.02
4	TOTAL COMPLETED & STORED TO DATE	\$	565,961.02
5	RETAINAGE:		
a.	0% % of Completed Work	\$	-
b.	% of Stored Material	\$	-
	TOTAL RETAINAGE:	\$	-
6	TOTAL EARNED LESS RETAINAGE	\$	565,961.02
7	LESS PREVIOUS APPLICATIONS	\$	(528,623.21)
8			
9	CURRENT PAYMENT DUE	\$	37,337.81
	BALANCE TO FINISH, INCLUDING RETAINAGE	\$	-

CONTRACTOR:

J. Kraftsman Date: 7/20/2023
 State of Texas

County of Harris
 Subscribed and sworn to me this 20 day of July 2023

Notary Public: [Signature]
 My Commission expires: 9/10/24



ARCHITECT'S CERTIFICATE FOR PAYMENT

In accordance with the Contract Documents, based on the on-site observations and the data comprising this application, the Architect certifies to the Owner that to the best of the Architect's knowledge, information and belief the Work has progressed as indicated, the quality of the Work is in accordance with the Contract Documents, and Contractor is entitled to payment of the AMOUNT CERTIFIED.

AMOUNT CERTIFIED _____

ARCHITECT: _____ Date: _____

Change Order Summary	Amount
TOTAL change orders	\$ -

#4 B

Schedule of Values

Kraftsman, LP
Kraftsman Commercial Playgrounds & Water Parks
19535 Haude Rd
Spring, TX 77388

APPLICATION NUMBER: 5
APPLICATION DATE: 7/20/2023
PERIOD TO: July 31,2023
PROJECT NAME: Brookshire amphitheater

A	B	C	D	E	F	G		H
			WORK COMPLETE					
ITEM NO.	DESCRIPTION OF WORK	SCHEDULED VALUE	FROM PREVIOUS APPLICATION	COMPLETED THIS PERIOD	MATERIALS PRESENTLY STORED	TOTAL COMPLETED AND STORED TO DATE	% COMPLETED	BALANCE TO FINISH
1	Amphitheater including shell and columns	\$ 207,397.03	\$ 186,657.33	\$ 20,739.70	\$ -	\$ 207,397.03	100%	\$0.00
2	Concrete foundation and dance floor	\$ 155,006.11	\$ 155,006.11	\$ -	\$ -	\$ 155,006.11	100%	\$0.00
3	Electrical enclosure	\$ 8,765.65	\$ 8,765.65	\$ -	\$ -	\$ 8,765.65	100%	\$0.00
4	Site prep and dirt work	\$ 77,293.65	\$ 69,564.29	\$ 7,729.36	\$ -	\$ 77,293.65	100%	\$0.00
5	Insurance, bonding and documentation	\$ 28,811.08	\$ 28,811.08	\$ -	\$ -	\$ 28,811.08	100%	\$0.00
6	Installation	\$ 88,687.50	\$ 79,818.75	\$ 8,868.75	\$ -	\$ 88,687.50	100%	\$0.00
7								
	TOTAL ALL PAGES	\$565,961.02	\$528,623.21	\$37,337.81	\$0.00	\$565,961.02	100%	\$0.00

#4 B

4000-614



Kraftsman Commercial Playgrounds & Water Parks

Kraftsman, LP
Kraftsman Commercial Playgrounds & Water Parks

19535 Haude Road
 Spring, TX 77388
 Phone 281-353-9599 Fax 281-353-2265

INVOICE

DATE: June 26, 2023
INVOICE # 39210
PROJECT: *Brookshire
 amphitheater*

Bill To:
 Brookshire EDC
 Jeremiah Hill
 4029 Fifth Street
 Brookshire, TX 77423

DESCRIPTION	AMOUNT
Payment Application #4 - see attached for detail	\$ 260,902.31
BALANCE DUE	\$ 260,902.31

Make all checks payable to Kraftsman, LP

THANK YOU FOR CHOOSING KRAFTSMAN!

Application and Certificate for Payment

To Owner: **Brookshire EDC**
 Jeremiah Hill
 4029 Fifth Street
 Brookshire, TX 77423

From Contractor: **Kraftsman, LP**
 19535 Haude Rd
 Spring, TX 77388

Via Architect:

Project: **Brookshire amphitheater**
 Application no. **4**
 Period to: **June 30, 2023**

CONTRACTOR'S APPLICATION FOR PAYMENT

Application is made for payment, as shown below, in connection with the Contract.
 Continuation Sheet is attached.

The undersigned Contractor certifies that to the best of the Contractor's knowledge, information and belief, the work covered by this Application for Payment has been completed in accordance with the Contract Documents, that all amounts have been paid by the Contractor for Work for which previous Certificates for Payment were issued and received from the Owner, and the current payment shown herein is now due.

1	Original Contract Sum		\$	565,961.02
2	Net change by Change Orders			
3	CONTRACT SUM TO DATE		\$	565,961.02
4	TOTAL COMPLETED & STORED TO DATE		\$	528,623.21
5	RETAINAGE:			
	a. _____ 0%	% of Completed Work	\$	-
	b. _____	% of Stored Material	\$	-
		TOTAL RETAINAGE:	\$	-
6	TOTAL EARNED LESS RETAINAGE		\$	528,623.21
7	LESS PREVIOUS APPLICATIONS		\$	(267,720.90)
8				
9	CURRENT PAYMENT DUE		\$	260,902.31
	BALANCE TO FINISH, INCLUDING RETAINAGE		\$	37,337.81

Change Order Summary	Amount
TOTAL change orders	\$ -

CONTRACTOR:

[Signature]

Date: 6/26/2023

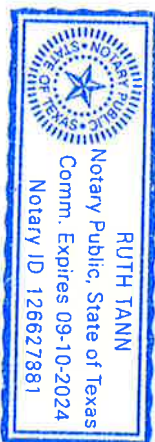
State of Texas
 County of Harris

16 day of June 2023

Subscribed and sworn to me this

Notary Public: *[Signature]*

My Commission expires: 9/10/24



ARCHITECT'S CERTIFICATE FOR PAYMENT

In accordance with the Contract Documents, based on the on-site observations and the data comprising this application, the Architect certifies to the Owner that to the best of the Architect's knowledge, information and belief the Work has progressed as indicated, the quality of the Work is in accordance with the Contract Documents, and Contractor is entitled to payment of the AMOUNT CERTIFIED.

AMOUNT CERTIFIED

ARCHITECT:

Date:

Schedule of Values


Kraftsman, LP
 Kraftsman Commercial Playgrounds & Water Parks
 19535 Haude Rd
 Spring, TX 77388

APPLICATION NUMBER: 4
 APPLICATION DATE: 6/26/2023
 PERIOD TO: June 30, 2023
 PROJECT NAME: Brookshire amphitheater

A	B	C	D	E	F	G		H
			WORK COMPLETE					
ITEM NO.	DESCRIPTION OF WORK	SCHEDULED VALUE	FROM PREVIOUS APPLICATION	COMPLETED THIS PERIOD	MATERIALS PRESENTLY STORED	TOTAL COMPLETED AND STORED TO DATE	% COMPLETED	BALANCE TO FINISH
1	Amphitheater including shell and columns	\$ 207,397.03	\$ -	\$ 186,657.33	\$ -	\$ 186,657.33	90%	\$20,739.70
2	Concrete foundation and dance floor	\$ 155,006.11	\$ 155,006.11	\$ -	\$ -	\$ 155,006.11	100%	\$0.00
3	Electrical enclosure	\$ 8,765.65	\$ 8,765.65	\$ -	\$ -	\$ 8,765.65	100%	\$0.00
4	Site prep and dirt work	\$ 77,293.65	\$ 61,834.93	\$ 7,729.36	\$ -	\$ 69,564.29	90%	\$7,729.36
5	Insurance, bonding and documentation	\$ 28,811.08	\$ 28,811.08	\$ -	\$ -	\$ 28,811.08	100%	\$0.00
6	Installation	\$ 88,687.50	\$ 13,303.13	\$ 66,515.62	\$ -	\$ 79,818.75	90%	\$8,868.75
7								
	TOTAL ALL PAGES	\$565,961.02	\$267,720.90	\$260,902.31	\$0.00	\$528,623.21	93%	\$37,337.81

#4 B

4000-614



Lasker and Son Lawn Service LLC

P.O. Box 992 Brookshire Texas 77423
laskerandsons@yahoo.com
(281) 924-4301
Tax Reg N°: .0825

Invoice.

Invoice No: 13384
Date: 06/19/2023

Bill To: Highway 90 EDC City Of Brookshire
Remove Weeds From Beds
brookshireedc@consolidated.net,
jeremiah@hillforbrookshire.com
2813755050

Description	Quantity	Rate	Amount
Highway 90 front st remove weeds from flowerbeds and maintain crêpe myrtles put fertilizer as needed and keep beds in order by weekly per month payment	1	\$700.00	\$700.00*

*Indicates non-taxable item

Payment Details

Routing number 113008465
account number 140-800-5377


Pay Now



Subtotal	\$700.00
Total	\$700.00
PAID	\$0.00

Balance Due \$700.00

Deposit due 05/19/2023 \$350.00



#4 B

4000-614



Lasker and Son Lawn Service LLC

Invoice.

P.O. Box 992 Brookshire Texas 77423
laskerandsons@yahoo.com
(281) 924-4301
Tax Reg N°: .0825

Invoice No: 13385
Date: 06/19/2023

Bill To: City Hall Brookshire EDC (Lawn Maintenance)
Brookshireedc@consolidated.net,
jeremiah@hillforbrookshire.com

Description	Quantity	Rate	Amount
Remove weeds from flowerbeds and keep shrubs trimmed Mow ,edge, weed eat ,blow payment per month	1	\$1,000.00	\$1,000.00*

*Indicates non-taxable item

Payment Details

Routing number 113008465
account number 140-800-5377

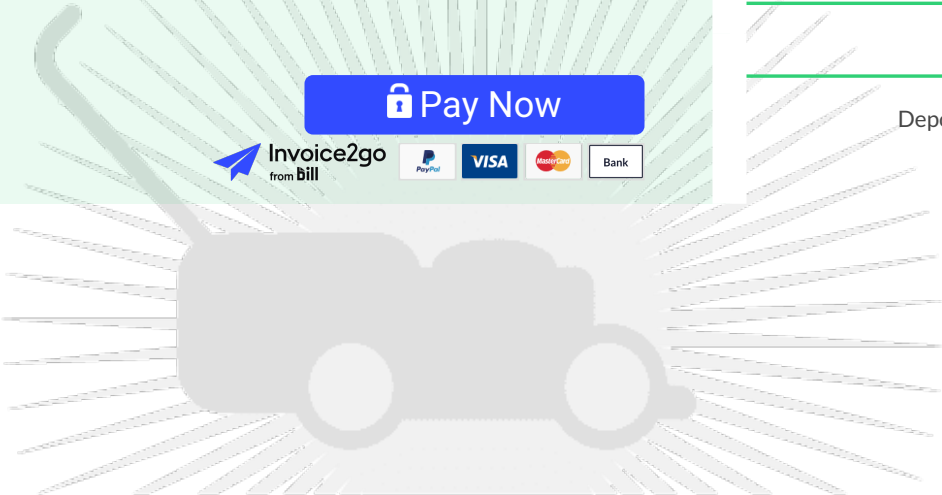
Pay Now



Subtotal	\$1,000.00
Total	\$1,000.00
PAID	\$0.00

Balance Due \$1,000.00

Deposit due 05/19/2023 \$500.00



Lasker and Son Lawn Service LLC - Invoice. 13385 - 06/19/2023

Please detach and send with remittance to:

Lasker and Son Lawn Service LLC
P.O. Box 992 Brookshire Texas 77423


REMITTANCE ADVICE FOR Invoice # 13385 on 06/19/2023

Balance Due \$1,000.00

PAID

Received From: City Hall Brookshire EDC (Lawn Maintenance)

Card Type			
Cardholder's Name			
Card Number	<input type="text"/> <input type="text"/> <input type="text"/> <input type="text"/> <input type="text"/> <input type="text"/> <input type="text"/> <input type="text"/> <input type="text"/> <input type="text"/> <input type="text"/> <input type="text"/> <input type="text"/> <input type="text"/> <input type="text"/> <input type="text"/>	CVV	<input type="text"/> <input type="text"/> <input type="text"/>
Expiry Date	<input type="text"/> <input type="text"/> / <input type="text"/> <input type="text"/>		
Signature	<input type="text"/>		



4000-614



#4 B



Lasker and Son Lawn Service LLC

Invoice.

P.O. Box 992 Brookshire Texas 77423
laskerandsons@yahoo.com
(281) 924-4301
Tax Reg N°: .0825

Invoice No: 13175
Date: 05/19/2023

Bill To: City Of Brookshire EDC (weed Flower
Beds Museum Location)
Brookshireedc@consolidated.net,
jeremiah@hillforbrookshire.com

Description	Quantity	Rate	Amount
Remove weeds from all flowerbeds mow on a weekly basis 700 per month at the museum location 3rd service free	1	\$700.00	\$700.00*

*Indicates non-taxable item

Payment Details


Routing number 113008465
account number 140-800-5377

Subtotal	\$700.00
Total	\$700.00
PAID	\$0.00

Balance Due \$700.00

Deposit due 05/19/2023 \$350.00

 Pay Now



4000-614

#4 B



Lasker and Son Lawn Service LLC

P.O. Box 992 Brookshire Texas 77423
laskerandsons@yahoo.com
(281) 924-4301
Tax Reg N°: .0825

Invoice.

Invoice No: 13176
Date: 05/19/2023

Bill To: Highway 90 EDC City Of Brookshire
Remove Weeds From Beds
brookshireedc@consolidated.net,
jeremiah@hillforbrookshire.com
2813755050

Description	Quantity	Rate	Amount
Highway 90 front st remove weeds from flowerbeds and maintain crêpe myrtles put fertilizer as needed and keep beds in order by weekly per month payment	1	\$700.00	\$700.00*

*Indicates non-taxable item

Payment Details

Routing number 113008465
account number 140-800-5377


Pay Now



Subtotal	\$700.00
Total	\$700.00
PAID	\$0.00


Balance Due \$700.00

Deposit due 05/19/2023 \$350.00



4000-614

#4 B



Lasker and Son Lawn Service LLC

P.O. Box 992 Brookshire Texas 77423
laskerandsons@yahoo.com
(281) 924-4301
Tax Reg N°: .0825

Invoice.

Invoice No: 13580
Date: 07/19/2023

Bill To: Highway 90 EDC City Of Brookshire
Remove Weeds From Beds
brookshireedc@consolidated.net,
jeremiah@hillforbrookshire.com
2813755050

Description	Quantity	Rate	Amount
Highway 90 front st remove weeds from flowerbeds and maintain crêpe myrtles put fertilizer as needed and keep beds in order by weekly per month payment	1	\$700.00	\$700.00*

*Indicates non-taxable item

Payment Details

Routing number 113008465
account number 140-800-5377

Pay Now



Subtotal	\$700.00
Total	\$700.00
PAID	\$0.00

Balance Due \$700.00

Deposit due 05/19/2023 \$350.00

4000-614

#4 B



Lasker and Son Lawn Service LLC

Invoice.

P.O. Box 992 Brookshire Texas 77423
laskerandsons@yahoo.com
(281) 924-4301
Tax Reg N°: .0825

Invoice No: 13581
Date: 07/19/2023

Bill To: City Hall Brookshire EDC (Lawn Maintenance)
Brookshireedc@consolidated.net,
jeremiah@hillforbrookshire.com

Description	Quantity	Rate	Amount
Remove weeds from flowerbeds and keep shrubs trimmed Mow ,edge, weed eat ,blow payment per month	1	\$1,000.00	\$1,000.00*

*Indicates non-taxable item

Payment Details

Routing number 113008465
account number 140-800-5377

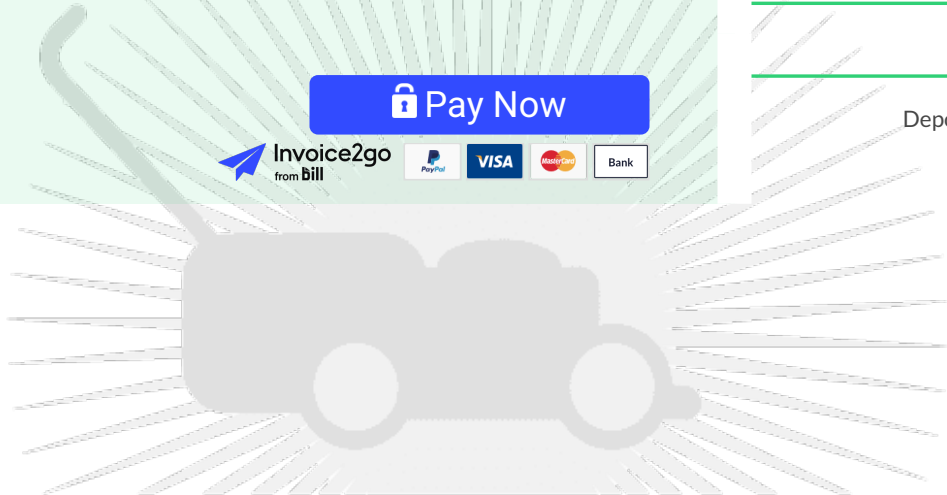
Pay Now



Subtotal	\$1,000.00
Total	\$1,000.00
PAID	\$0.00

Balance Due \$1,000.00

Deposit due 05/19/2023 \$500.00



4000-614

#4 B



Lasker and Son Lawn Service LLC

Invoice.

P.O. Box 992 Brookshire Texas 77423
laskerandsons@yahoo.com
(281) 924-4301
Tax Reg N°: .0825

Invoice No: 13583
Date: 07/19/2023

Bill To: City Of Brookshire EDC (weed Flower
Beds Museum Location)
Brookshireedc@consolidated.net,
jeremiah@hillforbrookshire.com

Description	Quantity	Rate	Amount
Remove weeds from all flowerbeds mow on a weekly basis 700 per month at the museum location 3rd service free	1	\$700.00	\$700.00*

*Indicates non-taxable item

Payment Details

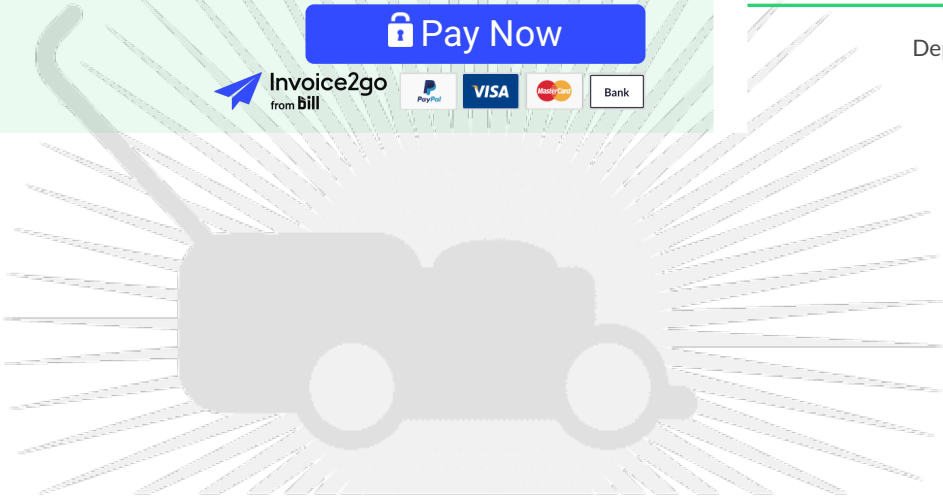
Routing number 113008465
account number 140-800-5377

Subtotal	\$700.00
Total	\$700.00
PAID	\$0.00

Balance Due \$700.00

Deposit due 05/19/2023 \$350.00

[Pay Now](#)



#4 B

4000-614



Lasker and Son Lawn Service LLC

P.O. Box 992 Brookshire Texas 77423
laskerandsons@yahoo.com
(281) 924-4301
Tax Reg N°: .0825

Invoice.

Invoice No: 13386
Date: 06/19/2023

Bill To: City Of Brookshire EDC (weed Flower
Beds Museum Location)
Brookshireedc@consolidated.net,
jeremiah@hillforbrookshire.com

Description	Quantity	Rate	Amount
Remove weeds from all flowerbeds mow on a weekly basis 700 per month at the museum location 3rd service free	1	\$700.00	\$700.00*

*Indicates non-taxable item

Payment Details


Routing number 113008465
account number 140-800-5377

Subtotal	\$700.00
Total	\$700.00
PAID	\$0.00

Balance Due \$700.00

Deposit due 05/19/2023 \$350.00

[Pay Now](#)



#4 B

4000-614



Lasker and Son Lawn Service LLC

Invoice.

P.O. Box 992 Brookshire Texas 77423
laskerandsons@yahoo.com
(281) 924-4301
Tax Reg N°: .0825

Invoice No: 13177
Date: 05/19/2023

Bill To: City Hall Brookshire EDC (Lawn Maintenance)
Brookshireedc@consolidated.net,
jeremiah@hillforbrookshire.com

Description	Quantity	Rate	Amount
Remove weeds from flowerbeds and keep shrubs trimmed Mow ,edge, weed eat ,blow payment per month	1	\$1,000.00	\$1,000.00*

*Indicates non-taxable item

Payment Details

Routing number 113008465
account number 140-800-5377

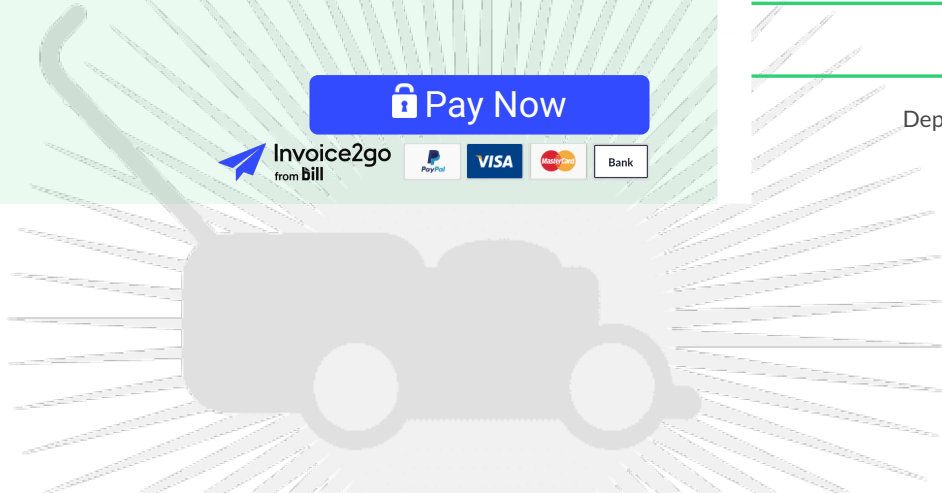
Pay Now



Subtotal	\$1,000.00
Total	\$1,000.00
PAID	\$0.00

Balance Due \$1,000.00

Deposit due 05/19/2023 \$500.00



#4 B



∴∴ CHECK REQUEST ∴∴

DATE OF REQUEST: July 31, 2023

CHECK NEEDED BY: ASAP

REQUESTED BY: Vickie Casto *Vickie Casto*
(Signature required)

CHECK TO: Marching Sound Machine Band Booster

Invoice # _____

AMOUNT OF CHECK: \$ 1,000.00

INVOICE ATTACHED: No

Line Item #:	Line-Item Name
<u>4000-203</u>	<u>Professional Services</u>

4000-204



ECONOMIC DEVELOPMENT

Office: 830.833.5300 Mobile: 254.214.5969

<http://mikebarnesgroup.com>
mbarnes@mikebarnesgroup.com

Invoice

Brookshire EDC

July 17, 2023, Brookshire EDC Invoice

Economic Development Services Amount:	\$5407.50
TEDC Mid-Year Conference Lodging	286.74
Mileage —6.21.23—6.23.23--Round trip from 1470 Brushy Top Trail, Blanco To Marriott Dallas/Allen @ 777 Waters Creek Blvd, Allen @ 274 miles each Way totaling 548 miles @ \$.655/mile	358.94
Meal —7.23.23	<u>14.90</u>
Total:	\$6068.08

Please make check payable to Mike Barnes Group in the amount of \$6068.08 and mail to P.O. Box 1729, Blanco, TX. 78606-1729. Thank you for the opportunity to assist in the growth of the Brookshire economy.

4000-204



2811 E Central Texas Expwy
Killeen, TX 76543
254-699-2709

****Bar****

Table 3
Gabrielle C
16:02 06/23/2023
Transaction #: 1251688164

Check #: 49560

AID: A0000000041010
TC: 75CD3F40A5704FA1
App Name/Label: Mastercard
Card Verification: Signature
Tran DataSource: Chip

Gst 1

Card Number
xxxxxxxxxxxxxxxx6561

Check Amount

Auth Code
67008G
MasterCard
11.90


Gratuity Not Included. Suggested amounts
are provided for your convenience.

Suggested gratuity is
calculated after tax
and before discounts

22% - \$2.62
20% - \$2.38
18% - \$2.14

Gratuity..... 3.00

Total..... 14.90

X 
Cardmember agrees to pay total in
accordance with agreement governing
use of such card.

Guest Copy

#4 B

1470 Brushy Top Trail, Blanco, TX 78606 to 777 Watters Creek Blvd, Allen, TX 75013 - Google Maps

7/17/23, 2:49 PM

4000-204

➤ 18. Take exit 33 toward Bethany Dr

0.2 mi

Continue on S Central Expy/Central Service S. Drive to Watters Creek Blvd

3 min (1.0 mi)

⬆ 19. Merge onto S Central Expy/Central Service S

0.7 mi

↶ 20. Turn left onto W Bethany Dr

0.2 mi

➤ 21. Turn right onto Watters Creek Blvd

📍 Destination will be on the right

0.1 mi

777 Watters Creek Blvd

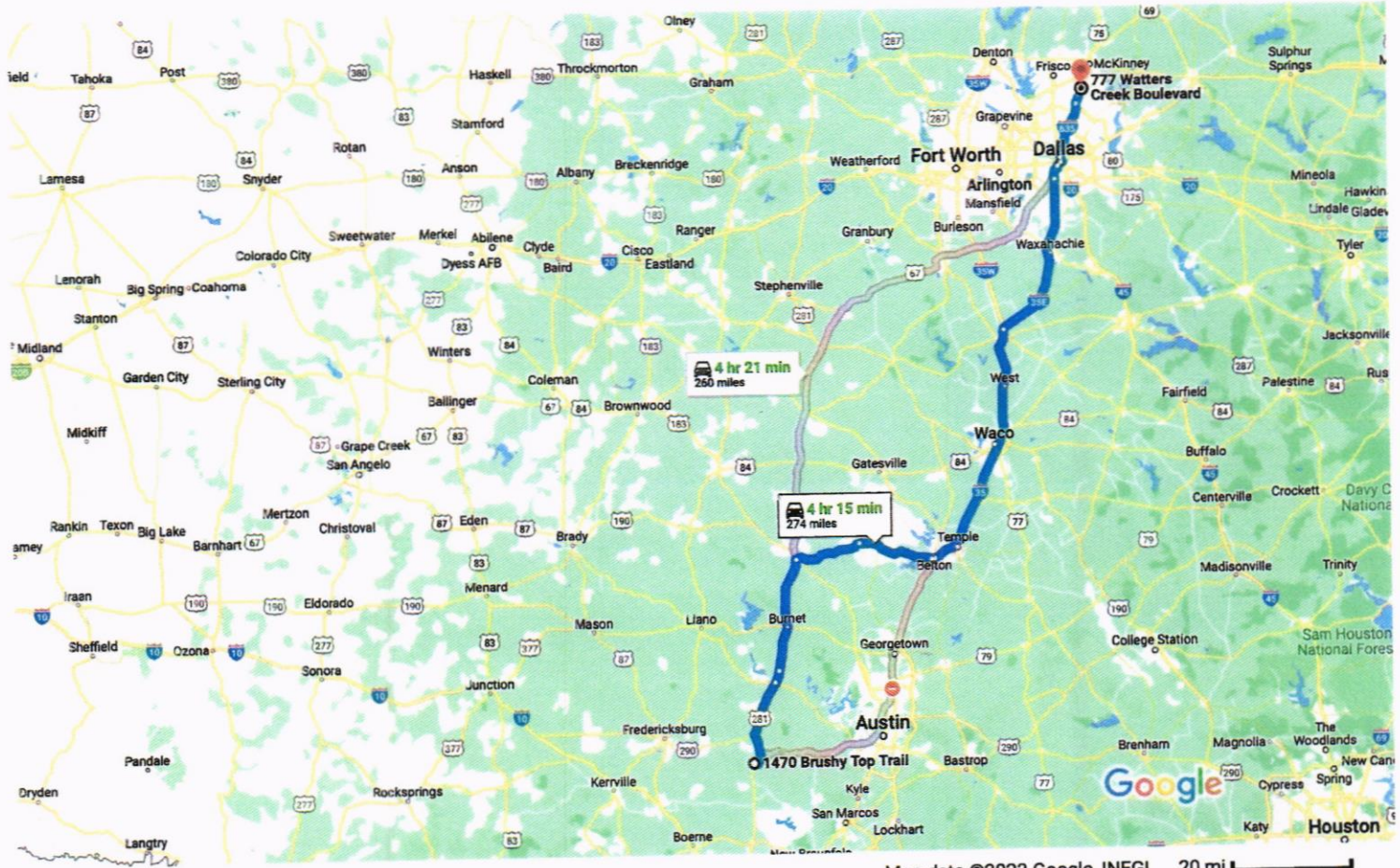
Allen, TX 75013

4000-204



1470 Brushy Top Trail, Blanco, TX 78606 to 777 Watters Creek Blvd, Allen, TX 75013

Drive 274 miles, 4 hr 15 min



Map data ©2023 Google, INEGI 20 mi

1470 Brushy Top Trail

Blanco, TX 78606

Follow US-281 N and E US Hwy 190 to I-14 in Copperas Cove

1 hr 33 min (89.4 mi)

- ↑ 1. Head east on Brushy Top Trail toward Oryx Cove
1.4 mi
- ↶ 2. Turn left onto US-281 N
27.1 mi
- ↑ 3. Continue straight to stay on US-281 N
3.8 mi

4000-204



Michael Barnes
1470 Brushy Top Trl
Blanco TX 78606
United States of America

Room Number: 270
Arrival Date: 06-22-23
Departure Date: 06-23-23
CRS Number: 97742180
Rewards No: XXXXXX4262
Page No: 1 of 1

INFORMATION INVOICE

Folio No: 52180

06-23-23

Date	Description		Charges	Credits
06-22-23	Room Charge		122.00	
06-22-23	State Occupany Tax		7.32	
06-22-23	City Occupancy Tax		8.54	
06-22-23	State Cost Recovery Fee		4.88	
06-22-23	Recovery Fee State Tax		0.29	
06-22-23	Recovery Fee City Tax		0.34	
06-23-23	Master Card / Euro Card	XXXXXXXXXXXX6561 XX/XX		143.37
Total			143.37	143.37
Balance			0.00	

4000-204



Michael Barnes
1470 Brushy Top Trl
Blanco TX 78606
United States of America

Room Number: 270
Arrival Date: 06-21-23
Departure Date: 06-22-23
CRS Number: 97733525
Rewards No: XXXXX4262
Page No: 1 of 1

INFORMATION INVOICE
Folio No: 52006

06-23-23

Date	Description		Charges	Credits
06-21-23	Room Charge		122.00	
06-21-23	State Occupany Tax		7.32	
06-21-23	City Occupancy Tax		8.54	
06-21-23	State Cost Recovery Fee		4.88	
06-21-23	Recovery Fee State Tax		0.29	
06-21-23	Recovery Fee City Tax		0.34	
06-22-23	Master Card / Euro Card	XXXXXXXXXXXXXXXX6561 XX/XX		143.37
Total			143.37	143.37
Balance			0.00	

4000-204



ECONOMIC DEVELOPMENT

Office: 830.833.5300 Mobile: 254.214.5969

<http://mikebarnesgroup.com>

mbarnes@mikebarnesgroup.com

Invoice

Brookshire EDC

June 19, 2023, Brookshire EDC Invoice

Economic Development Services Amount:	\$5407.50
TEDC Mid-Year Conference Registration	425.00
Mileage —5.18.23—Round trip from 1470 Brushy Top Trail, Blanco To Brookshire City Hall @170 miles @ \$.655/mile totaling 340 miles (Meeting at city hall)	222.70
Meal —5.18.23 (2)	25.87
Mileage —6.7.23—Round trip from 1470 Brushy Top Trail, Blanco To Brookshire City Hall @ 170 miles each way totaling 340 miles @\$\$.655 Per mile—2 meetings in Brookshire	220.70
Mileage —6.15-16.23—Round trip from 1470 Brushy Top Trail, Blanco To Brookshire City Hall @ 170 miles each way totaling 340 miles @\$\$.655 Per mile—2 meetings in Brookshire including EDC	220.70
Lodging —6.15-16.23	77.97
Meal —6.15.23	<u>20.69</u>
Total:	\$6619.13

Please make check payable to Mike Barnes Group in the amount of \$6619.13 and mail to P.O. Box 1729, Blanco, TX. 78606-1729. Thank you for the opportunity to assist in the growth of the Brookshire economy.

#4 B



39

06-16-23

Michael Barnes Po Box 1729 Blanco TX 78606-1729 United States	Folio No. :	38958	Room No. :	309
	A/R Number :		Arrival :	06-15-23
	Group Code :		Departure :	06-16-23
	Company :		Conf. No. :	21878843
	Membership No. :	PC 390287100	Rate Code :	IDME0
	Invoice No. :		Page No. :	1 of 1

Date	Description	Charges	Credits
06-15-23	*Accommodation	69.00	
06-15-23	City Tax 7%	4.83	
06-15-23	State 6%	4.14	
06-16-23	MasterCard XXXXXXXXXXXXX6561		77.97
Thank you for staying with us! Qualifying points for this stay will automatically be credited to your account. Please tell us about your stay by writing a review here - www.ihgwardsclub.com/review. We look forward to welcoming you back soon.		Total	77.97
		Balance	0.00

Guest Signature: _____

I have received the goods and / or services in the amount shown heron. I agree that my liability for this bill is not waived and agree to be held personally liable in the event that the indicated person, company, or associate fails to pay for any part or the full amount of these charges. If a credit card charge, I further agree to perform the obligations set forth in the cardholder's agreement with the issuer.

Holiday Inn Express & Suites Brookshire-Katy Freeway
 34103 Katy Frwy
 Brookshire, Texas 77423
 Telephone: (281) 934-2229 Fax: (281) 934-2242

Owned and Operated by Bhakti Dharama LLC.

#4 B

CHINA BUFFET
2001 KATY MILLS BLVD. SUITE K
KATY, 77494
TEL: (281)-391-5888

CARD TYPE : MASTERCARD
CARD NUMBER : 5***6561

Inv# : 00830615
DATE : 2023-06-15 TIME : 08:58:51 PM

Table# : B14
Server Name : WAITER

Charge: \$ 15.69

Tip: \$ 5

Total: \$ 20.69

APPROVED : 02980G
TRACK # : 020031

*** FOR CUSTOMER COPY **
*

Michael G Barnes
THANK YOU

**ERNESTOS MEXICAN
RESTAUR**

535 FM 1489 RD
BROOKSHIRE, TX 77423
2819344944

Transaction 200016

Total
CREDIT CARD AUTH
MASTERCARD 6561

Tip

Total

\$25.87
\$25.87
7
20.69

Retain this copy for statement
validation

18-May-2023 5:10:51P
\$25.87 | Method: EMV
Mastercard XXXXXXXXXXXX6561
MICHAEL G BARNES
Reference ID: 313800540200
Auth ID: 79547G
MID: *****1992
AID: A0000000041010
AthNtwkNm: MASTERCARD
SIGNATURE VERIFIED

Payment CFHW7N1RQDT0Y

Clover Privacy Policy
<https://clover.com/privacy>

Subject: Order 23626 was processed successfully.
Date: Wednesday, May 17, 2023 at 2:04:50 PM Central Daylight Time
From: Texas Economic Development Council
To: Mike Barnes

Thank you for your order, Mike Barnes!

Want to view manage your order online?
If you need to check the status of your order, please visit our home page and login to your account:

<https://customer317323e8e.portal.membersuite.com>

Billing Information

Email Address: mbarnes@mikebarnesgroup.com
Billing Address: 1470 Brushy Top Trl
P.O.Box 1729
Blanco, TX 78606-5838 US
Shipping Address: 1470 Brushy Top Trl
P.O.Box 1729
Blanco, TX 78606-5838 US

Order Summary

Order #: 23626
Shipping Method:
Grand Total: \$425.00
Amount Paid: \$425.00
Balance Due: \$0.00

Qty	Product	Unit Price	Total
1	Mid-Year Conference Individual Registration	\$425.00	\$425.00
		Subtotal:	\$425.00
		Shipping:	\$0.00
		Taxes:	\$0.00
		Discounts:	\$0.00
		Grand Total:	\$425.00

4000-200

#4 B

Olson & Olson LLP

Wortham Tower, Suite 600
2727 Allen Parkway
Houston, Texas 77019-2133
Phone No.: (713) 533-3800
Fax: (713) 533-3888

July 05, 2023

Brookshire EDC
Vickie Casto, Administrative Assistant
P.O. Box 759
Brookshire, Texas 77423

Invoice No. 13618
Our File No. 1343-00000
Billing Through: 6/30/2023

Brookshire EDC

Total Legal Services	\$425.50
Total Reimbursable Expenses	\$0.00

Invoice Summary

Total Legal Services	\$425.50
Total Expenses	\$0.00
Total Charge for this Bill	\$425.50

Olson & Olson LLP

Wortham Tower, Suite 600
2727 Allen Parkway
Houston, Texas 77019-2133
Phone No.: (713) 533-3800
Statement as of: 06/30/2023
Statement No: 13618

Brookshire EDC
Vickie Casto
P.O. Box 759
Brookshire, Texas 77423

Brookshire EDC

Professional Fees	Description	Hours	Rate	Amount
06/12/2023 JDP	Communications regarding agenda [0.3].	0.30	185 /hr	55.50
06/14/2023 JDP	Communications regarding meeting issues [0.3].	0.30	185 /hr	55.50
06/15/2023 JDP	Preparation of and remote attendance of regular meeting [1.7].	1.70	185 /hr	314.50
	Sub-total:	2.30		425.50
			Sub-total Fees:	\$425.50

Invoice Summary

Total Current Billing:	\$425.50
Previous Balance Due: (did not receive June invoice) ----->	\$425.50
Total Payments:	\$0.00
Total Now Due:	\$851.00

#4 B

4000-301



PO Box 37600
Philadelphia, PA 19101-0600

Invoice

Order Date: 06/13/2023
Ship Date: 06/13/2023
Invoice Date: 06/13/2023
Due Date: 07/13/2023
TIN: 04-2896127

Sold To:

4469 1 SP 0.630 E0062X I0119 D3343514172 S3 P4118734 0001:0001




Brookshire Edc.
Vickie Casto
4029 5Th St
Brookshire TX 77423-0001

Ship To:
Brookshire Edc
Vickie Casto
4029 5Th St
Brookshire TX 77423

Customer PO: castovickie Order#: 170567370 Invoice #: 32993080 Account #: 9902377




Item Number	Description	Color	Qty Shipped	Price	Unit	Extended
369-24380809	Tr wall file letter 1 clear		1	\$15.59	each	\$15.59
901-901513	Stapler light touch 2-20 sht f		1	\$17.99	each	\$17.99



View your account balance and pay invoices online!
Go to Quill.com/billing

Electronic Payment Info:

Quill Corporation
Account 4353724479
Routing 121000248
arpayment@quill.com

 Always happy to help
 800.982.3400  invoice@quill.com

Merchandise Amt: \$33.58
Tax: \$0.00
Shipping: Free
Amount Due: \$33.58

Pay this invoice or track the status of this order at Quill.com/myaccount

To ensure proper payment, include this portion along with your check to the address shown. Include your Account Number.
If you're paying multiple invoices at one time, submit each invoice stub that you would like your payment applied to.

Account Number: 9902377
Brookshire Edc.



Invoice Number: 32993080
Invoice Date: 06/13/2023
Amount Due: \$33.58
Payable in US Dollars

Payable to:

Quill LLC
P.O. Box 37600
Philadelphia, PA 19101-0600

0011000000329930800009902377110000000033580



∴∴∴ CHECK REQUEST ∴∴∴

DATE OF REQUEST: 7/20/2023

CHECK NEEDED BY: ASAP

REQUESTED BY: Vickie Casto/
(Signature required)

CHECK TO: Royal ISD

(Memo: Band Department)

Invoice # _____

AMOUNT OF CHECK: \$ 1,000

Line Item #:	Line-Item Name
<u>4000-203</u>	<u>Professional Services</u>
_____	_____


#4 B



... CHECK REQUEST ...

DATE OF REQUEST: 7/20/2023

CHECK NEEDED BY: ASAP

REQUESTED BY: Vickie Casto 
(Signature required)

CHECK TO: Southern Sound and Lighting

AMOUNT OF CHECK: \$ 3,038.78

Line Item #:	Line-Item Name
<u>4000-203</u>	<u>Professional Services</u>
	<u>Amphitheater Ribbon Cutting</u>

#4 B



Invoice

Southern Sound Systems Inc
7630 South Loop East
Houston, TX 77017

Date	Invoice #
7/21/2023	25664

Tel 713 644 0555

Bill To
City of Brookshire 4029 5th Street Brookshire, TX 77423

Venue	Brookshire Ampitheater 4029 5th Street Brookshire, TX
--------------	---

Lighting - Sound - Video

Terms	P.O. No.	Project
50% Dep/Balance at Load In		Amphitheater Grand Opening

Item	Quantity	Description	Rate	Amount
		Amphitheater Grand Opening RP Production #CITYOFBR00001		
Misc	1	Equipment	1,785.00	1,785.00
Discount	1	Discount	-446.25	-446.25
Labor	1	Installation/Operators	1,400.00	1,400.00
Delivery	1	Delivery/Pickup	300.00	300.00

Thank you for your business! Visit our website at www.southernsoundsys.com	Total	\$3,038.75
	Balance Due	\$3,038.75

Account Information

Account Name:
CITY OF BROOKSHIRE

Account Number:
702321313

Invoice Number:
702321313-259

Bill Date:
Jul 07, 2023

Bill Period:
Jun 04 - Jul 03, 2023

TIN Number:
47-0882463

ABA Number:
111-000-012

Current P.O.:

Last Bill

Previous Balance (Past Due) \$0.00

Payments - Thank you! -\$99.27

Previous Balance (Not Past Due) \$99.27

Balance Forward **\$0.00**

Balance Forward **\$0.00**

This Bill

Plans \$93.00

Misc. Charges & Adjustments -\$3.00

Surcharges* \$5.41

Government Taxes & Fees \$0.56


Charges This Bill **\$95.97**

Due Aug 02 **\$95.97**
Due dates reflect 30 day net due terms

Total Amount Due

\$95.97

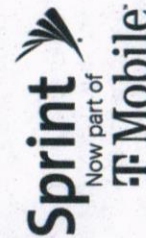
Last three months (new charges)



Pay by Phone
1-800-784-2608
(*3 from your Sprint Phone)

Pay by Mail
Return the form below with
a check payable to: Sprint

PO Box 629023 El Dorado Hills, CA 95762



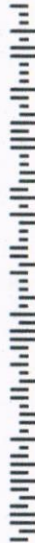
PO Box 4181
Carol Stream, IL 60197-4181

Return this form with payment to the lower-left address.
Make checks payable to Sprint in U.S. dollars. DO NOT SEND CASH.
Account Number 702321313

\$95.97

Amount Due by Aug 02

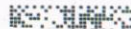
\$ Amount Enclosed



~~CITY OF BROOKSHIRE~~
CITY OF BROOKSHIRE E.D.C.
PO BOX 759
BROOKSHIRE, TX 77423-0759



702321313 00000009597 000000000000 000000095979





4000-508

#4 B

1-800-927-2199 (*2 from your Sprint Phone)

1 of 4

Account Information

Account Name: CITY OF BROOKSHIRE

Account Number: 702321313

Invoice Number: 702321313-258

Bill Date: Jun 07, 2023

Bill Period: May 04 - Jun 03, 2023

TIN Number: 47-0882463

ABA Number: 111-000-012

Current P.O.:

Last Bill

Previous Balance (Past Due) \$0.00

Payments - Thank you! -\$99.27

Previous Balance (Not Past Due) \$99.27

Balance Forward \$0.00

Balance Forward \$0.00

This Bill

Plans \$93.00

Misc. Charges & Adjustments -\$3.00

Surcharges* \$8.71

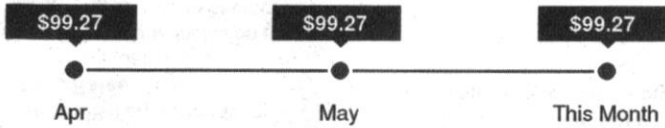
Government Taxes & Fees \$0.56

Charges This Bill \$99.27

Due Jul 03 \$99.27

Due dates reflect 30 day net due terms

Last three months (new charges)



Total Amount Due

\$99.27

Pay by Phone 1-800-784-2608 (*3 from your Sprint Phone)

Pay by Mail Return the form below with a check payable to: Sprint

Please see the News and Notices section on page 2 for important information and changes to Sprint's policies.

† Any unpaid balance after the due date may be subject to a late payment charge per your contract.

*Surcharges are rates we choose to collect from you at our discretion to help defray certain costs, including but not limited to costs associated with government programs and network connections. Surcharges are not taxes or amounts we are required to collect from you by law. Surcharges may include, but are not limited to: Federal USF, Regulatory Charge, Administrative Charge, Gross Receipts Charges, and other charges. The amounts and components used to calculate surcharge amounts are subject to change.

PO Box 629023 El Dorado Hills, CA 95762



PO Box 4181 Carol Stream, IL 60197-4181

Return this form with payment to the lower-left address. Make checks payable to Sprint in U.S. dollars. DO NOT SEND CASH. Account Number 702321313

\$99.27

Amount Due by Jul 03

Amount Enclosed \$



CITY OF BROOKSHIRE, D.C. PO BOX 759 BROOKSHIRE, TX 77423-0759



702321313 0000009927 000000000000 00000099279



Synetek Solutions
 122 W John Carpenter Fwy #540
 Irving, TX 75039
 (214) 233-0182

Bill To:
Brookshire EDC Attn: Vicki Casto PO BOX 759 Brookshire, TX 77423 United States

Date	Invoice
07/01/2023	23772
Account	
Brookshire EDC	

Terms	Due Date	PO Number	Reference
Due Upon Receipt	07/01/2023		Monthly Billing for July
Enterprise Level Support within Your Reach			

Products & Other Charges	Quantity	Price	Amount
Agreement BEDC Awesome IT Way Agreement			
The Awesome IT Way - Contract Seats	1.00	\$135.00	\$135.00
Total Products & Other Charges:			\$135.00

Make checks payable to Synetek Solutions For billing questions or concerns please contact billing@syneteksolutions.com	Invoice Subtotal:	\$135.00
	Sales Tax:	\$0.00
	Invoice Total:	\$135.00
	Payments:	\$0.00
	Credits:	\$0.00
	Balance Due:	\$135.00

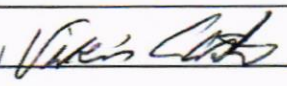
Thank you for your business!



... CHECK REQUEST ...

DATE OF REQUEST: 7/20/2023

CHECK NEEDED BY: ASAP

REQUESTED BY: Vickie Casto 
(Signature required)

CHECK TO: The Earl Sanders Jr. Band

AMOUNT OF CHECK: \$ 1,000

Line Item #:	Line-Item Name
<u>4000-203</u>	<u>Professional Services</u>
	<u>Amphitheater Ribbon Cutting</u>



A Division of Earl Sanders Music, Inc.
PERFORMANCE AGREEMENT

Date of event: July 29, 2023

Referred by : Jeremiah Hill

Name: City of Brookshire
Address: 4029 5th Street
City: Brookshire, Texas Zip: 77423

Event Location

Address: Brookshire Convention Center(Amphitheater)
4029 5th Street Brookshire, TX

Event Time: 6:30-8:00 PM
Set Up Time: 5:00PM

Event Specifics

- Due to the nature of our service, full payment must be received prior to the event
- In the event of postponement or cancellation of the event, total monies/deposit paid are not refundable *unless* the date is rebooked or cancelled 48 hours or more prior to the event. A deposit of ½ of the total price and a signed contract are required to reserve a date.
- 600 watts of sound provided. If more is required, client will provide in place.
- The Earl Sanders Jr. Band reserves the right to merchandise its CD's, t-shirts, caps, or other promotional items at the side of the stage or bandstand. Merchandise sales will be compatible with decorations and atmosphere.
- Should employer require song selections not included in the band's repertoire, the band must be given 3 months notice. The Earl Sanders Jr. Band will exclusively decide whether or not a special request will be played by the band or as recorded by original artist and whether or not said song is in accordance with the band's intended perceptions.
- The Earl Sanders Jr. Band reserves the right to cancellation due to impossibility of performance at no cost to The Earl Sanders Jr. Band or Earl Sanders Music, Inc. other than the return of deposit and/or other paid monies.

Cost Calculation

\$1,000 Event Fee

Balance due day of or prior to event

The terms of this Agreement are accepted by:

Client

Date

James or Robert Sanders

Date



BRANCH 80A
34705 KATY FWY
BROOKSHIRE TX 77423-4351
832-789-6080
832-934-0582 FAX

#4 B

4000-203

222679555

Job Site
PUBLIC WORKS
1412 HOVAS LN
BROOKSHIRE TX 77423

Office: 281-375-5050 **Cell:** 832-671-1469

Customer # : 611536
Agreement Date : 07/28/23
Rental Out : 07/28/23 12:41 PM
Scheduled In : 07/29/23 11:00 AM
UR Job Loc : 1412 HOVAS LN, BROOK
UR Job # : 4
Customer Job ID:
P.O. # : TBD
Ordered By : ERNEST KELLY
Reserved By : NICHOLAS HADDOX
Salesperson : ROBERT SCASSO

**This is not an invoice
Please do not pay from this document**

CITY OF BROOKSHIRE
PO BOX 160
BROOKSHIRE TX 77423-0160

RENTAL ITEMS:							
Qty	Equipment	Description	Minimum	Day	Week	4 Week	Estimated Amt.
1	11221448	FAN WATER COOLED LARGE Make: BREEZER Model: PB10-A-06-B4 Serial: PB-60060845	158.00		314.00	1,162.00	158.00
1	10925270	FAN WATER COOLED LARGE Make: BREEZER Model: PB10-A-6B Serial: PB-60030718	158.00		314.00	1,162.00	158.00
1	11712594	LIGHT TOWER,4-7KW LED VERT MAST EXTENDED Make: GENERAC Model: MLT6SMDS Serial: 3013646497 Meter out: 4.90	115.00		327.00	884.00	115.00
1	10818476	FAN WATER COOLED SMALL Make: PWRBREEZER Model: IG-AB-10-A-01-B Serial: 5278F000451	125.00		250.00	812.00	125.00
1	10818478	FAN WATER COOLED SMALL Make: BREEZER Model: IG-AB-10-A-01-B Serial: 5278F000453	125.00		250.00	812.00	125.00
Rental Subtotal:							681.00

SALES/MISCELLANEOUS ITEMS:				
Qty	Item	Price	Unit of Measure	Extended Amt.
1	TX UNIT PROPERTY TAX	[DRSURT/MCI]	.255 EACH	.26
Sales/Misc Subtotal:				.26
Agreement Subtotal:				681.26
Estimated Total:				681.26

COMMENTS/NOTES:

CONTACT: ERNEST KELLY
CELL#: 832-671-1469

INTERESTED IN BUYING EQUIPMENT?
WE HAVE A LARGE SELECTION OF USED EQUIPMENT FOR SALE!

UNITED RENTALS HGAC CONTRACT RN11 19

OPTIONAL RENTAL PROTECTION PLAN: THE RENTAL PROTECTION PLAN IS NOT INSURANCE. The Rental Protection Plan is only available to direct commercial customers. Upon accepting the optional Rental Protection Plan, Customer agrees to pay a charge equal to 15% of the rental charges on the Equipment Customer wants covered by the Rental Protection Plan. In return, United agrees to waive certain claims for accidental damages to or theft of such covered Equipment occurring during normal and careful use. Customer remains liable for all other damages as set forth in the Rental and Service Terms.
NOTICE FOR RENTAL OF A MOTOR VEHICLE: THIS CONTRACT OFFERS, FOR AN ADDITIONAL CHARGE, A DAMAGE WAIVER (or "Rental Protection Plan") TO LIMIT CUSTOMER'S FINANCIAL RESPONSIBILITY FOR DAMAGE TO, OR THEFT OF, THE MOTOR VEHICLE. BEFORE DECIDING WHETHER TO PURCHASE THE DAMAGE WAIVER, CUSTOMER MAY WISH TO DETERMINE WHETHER CUSTOMER'S OWN INSURANCE GIVES CUSTOMER COVERAGE. THE PURCHASE OF THIS DAMAGE WAIVER IS NOT MANDATORY, AND MAY BE WAIVED OR DECLINED BY CUSTOMER.
A CLEANING CHARGE: WILL APPLY TO EQUIPMENT RETURNED WITH EXCESSIVE DIRT, CONCRETE, AND/OR PAINT. CUSTOMER IS RESPONSIBLE FOR ALL DAMAGE. THERE WILL BE AN ADDITIONAL CHARGE FOR MISSING KEYS AND TOLL TRANSPONDERS.
REFUELING SERVICE CHARGE: Customer is required to return the Equipment with a full tank of fuel. If Customer returns the Equipment with less than a full tank of fuel, Customer agrees to pay a Refueling Service Charge at the per gallon rate applicable at the time Customer returns the Equipment. (The current rate is available from the Store Location; but, the final rate may differ based on market conditions at the time of return). For additional information, see the Rental and Service Terms.
ENVIRONMENTAL SERVICE CHARGE: Due to the hazardous nature of some waste and other products, to comply with federal and state environmental regulations, and to promote a clean environment, United charges an Environmental Service Charge for certain rentals. The Environmental Service Charge is not a government-mandated charge, is not designated for any particular use, and is used at United's discretion. The Environmental Service Charge is 2.00% of the rental charge and will not exceed \$99. Customer acknowledges the items indicated above are subject to the Environmental Service Charge and Customer agrees to pay that Charge.
DELIVERY: If Customer chooses to have United deliver and pick up the Equipment, Customer agrees to pay a Delivery and Pickup Service Charge.
READ BEFORE SIGNING: By signing below, Customer: (i) agrees that Customer has received, read and agreed to the Rental and Service Terms and the optional Rental Protection Plan ("RPP") Terms (if the RPP is applicable) in effect as of the latest date below, both of which are amended from time to time and posted online at <https://www.unitedrentals.com/legal/rental-service-terms-US> and <https://www.unitedrentals.com/legal/rpp-US>, respectively, and are incorporated by reference into this Agreement; (ii) authorizes United Rentals to charge the payment method provided per the above-referenced terms; and (iii) acknowledges that the Equipment is in the condition as stated on the condition report(s). It is Customer's responsibility to review these terms and conditions from time to time for updates and changes. By agreeing to the Terms, you agree (1) to indemnify United for losses relating to his transaction; (2) that United's liabilities are limited, and (3) that United makes no warranties as to the equipment's merchantability, quality or fitness for a particular purpose; as well as other Terms affecting your rights.

X Markus Kamille
CUSTOMER SIGNATURE DATE CUSTOMER NAME PRINTED UNITED RENTALS REPRESENTATIVE/DELIVERED BY DATE

#4 B

4000-100

THE CITY OF BROOKSHIRE

PAYROLL ACCOUNT

125447

EARNINGS			DEDUCTIONS			TAXES			RECAP		
	HOURS	CURRENT	YTD	DEDUCTION	CURRENT	YTD	CURRENT	YTD	GROSS	CURRENT	YTD
GROSS		2,500.00	35,050.76	RETIREMEN	150.00	1,650.00	FEDERAL	292.10	4,402.56	2,500.00	35,050.76
HOLIDAY	8.00	250.00	1,250.00	RETIREMEN	0.00	150.00	FICA	155.00	2,173.64	483.35	7,084.55
EDC ADMIN		0.00	4,250.00				MEDICARE	36.25	508.35	150.00	1,800.00
HOURLY	64.00	2,000.00	27,992.19						NET	1,866.65	26,174.21
COMP EAR	6.75										
COMP PAI	8.00	250.00	1,066.57								
BE		0.00	500.00								

LEAVE AVAILABLE	
SICK	140.75
VACATION	314.00
COMP TIME	162.00

9.67% Retirement = \$241.75

\$2,933.00

BROOKSHIRE ECONOMIC DEVELOPMENT CORPORATION

P.O. BOX 759
BROOKSHIRE, TX 77423-060



Wells Fargo Bank, N.A.
Texas
wellsfargo.com

37-65/1119

009166

07/24/2023

PAY TO THE ORDER OF Royal ISD

\$ **1,000.00

One thousand and 00/100*****

DOLLARS

Royal ISD
PO Box 489
Pattison, TX 77466

Jeremiah D. Heie
AUTHORIZED SIGNATURE

MEMO *Royal High Bond*

DO NOT ACCEPT THIS CHECK WITHOUT CONFIRMING PRESENCE OF ARTIFICIAL WATERMARK ON REVERSE. OTHER SECURITY FEATURES ARE LISTED ON REVERSE.

⑈009166⑈ ⑆111900659⑆ 7006013848⑈

BROOKSHIRE ECONOMIC DEVELOPMENT CORPORATION

009166

07/24/2023

Royal ISD

Date	Type	Reference	Original Amount	Balance Due	Payment
07/20/2023	Bill	Band Department	1,000.00	1,000.00	1,000.00
		Check Amount			1,000.00

VOID



Prepared For	BROOKSHIRE ECONOM JEREMIAH L HILL
Account Number	4856 2003 6132 0230
Statement Closing Date	06/07/23
Days in Billing Cycle	30
Next Statement Date	07/07/23

For Customer Service Call:
800-225-5935

Inquiries or Questions:
Wells Fargo SBL PO Box 29482
Phoenix, AZ 85038-8650

Credit Line	\$2,500
Available Credit	\$0

Payments:
Payment Remittance Center PO Box 77033
Minneapolis, MN 55480-7733

Payment Information

New Balance	\$2,520.26
Current Payment Due	\$103.00
Past Due Amount	\$66.00
Total Amount Due (Minimum Payment)	\$169.00
Current Payment Due Date	07/02/23

Your Past Due Amount of \$66.00 and Overlimit Amount \$20.26 are due immediately.

Your Current Payment of \$103.00 is due 07/02/23.

If you wish to pay off your balance in full: The balance noted on your statement is not the payoff amount. Please call 800-225-5935 for payoff information.

Account Summary

Previous Balance		\$2,442.34
Credits	-	\$0.00
Payments	-	\$0.00
Purchases & Other Charges	+	\$39.00
Cash Advances	+	\$0.00
Finance Charges	+	\$38.92
New Balance	=	\$2,520.26

Rate Information

Your rate may vary according to the terms of your agreement.

TYPE OF BALANCE	ANNUAL INTEREST RATE	DAILY FINANCE CHARGE RATE	AVERAGE DAILY BALANCE	PERIODIC FINANCE CHARGES	TRANSACTION FINANCE CHARGES	TOTAL FINANCE CHARGES
PURCHASES	19.240%	.05271%	\$2,461.09	\$38.92	\$0.00	\$38.92
CASH ADVANCES	28.990%	.07942%	\$0.00	\$0.00	\$0.00	\$0.00
TOTAL				\$38.92	\$0.00	\$38.92

See reverse side for important information.

5596 0012 YTG 1 7 4 230607 0 X PAGE 1 of 4 10 5921 0300 BXIJ 01DQ5596 12631

DETACH HERE

Detach and mail with check payable to "Wells Fargo" to arrive by Current Payment Due Date.

Make checks payable to: Wells Fargo

Account Number	4856 2003 6132 0230
New Balance	\$2,520.26
Total Amount Due (Minimum Payment)	\$169.00
Current Payment Due Date	07/02/23

01690002520260048562003613202308

Amount Enclosed:



PAYMENT REMITTANCE CENTER YTG

 PO BOX 77033 8

 MINNEAPOLIS MN 55480-7733


BROOKSHIRE ECONOM

 JEREMIAH L HILL

 PO BOX 759

 BROOKSHIRE TX 77423-0759

12631 MSP 66





Important Information

YOUR ACCOUNT IS PAST DUE. IF THE PAYMENT HAS NOT ALREADY BEEN SENT,
PLEASE REMIT THE TOTAL AMOUNT DUE TODAY OR CALL US AT 1-866-272-7132.
IF YOUR ACCOUNT HAD A PROMOTIONAL RATE, THAT RATE MAY NO LONGER APPLY.

Transaction Details

Trans	Post	Reference Number	Description	Credits	Charges
06/02	06/02		** LATE CHARGE		39.00
		PERIODIC *FINANCE CHARGE*	PURCHASES \$38.92 CASH ADVANCE \$0.00		38.92

Wells Fargo News

Take advantage of the features that come with Online Banking:

Messages and alerts: Stay informed about your account with updates sent to your email or mobile phone.

Automatic Payments: Never miss a payment, avoid late charges, and protect your credit rating.

1-2

YTG



Prepared For	BROOKSHIRE ECONOM VICKIE CASTO
Account Number	4856 2003 6129 8139
Statement Closing Date	06/07/23
Days in Billing Cycle	30
Next Statement Date	07/07/23

For Customer Service Call:
800-225-5935

Inquiries or Questions:
Wells Fargo SBL PO Box 29482
Phoenix, AZ 85038-8650

Credit Line	\$2,500
Available Credit	\$1,918

Payments:
Payment Remittance Center PO Box 77033
Minneapolis, MN 55480-7733

Payment Information

New Balance	\$581.40
Current Payment Due (Minimum Payment)	\$25.00
Current Payment Due Date	07/02/23

If you wish to pay off your balance in full: The balance noted on your statement is not the payoff amount. Please call 800-225-5935 for payoff information.

Account Summary

Previous Balance	\$781.41
Credits	- \$0.00
Payments	- \$284.99
Purchases & Other Charges	+ \$75.96
Cash Advances	+ \$0.00
Finance Charges	+ \$9.02
New Balance	= \$581.40

Rate Information

Your rate may vary according to the terms of your agreement.

TYPE OF BALANCE	ANNUAL INTEREST RATE	DAILY FINANCE CHARGE RATE	AVERAGE DAILY BALANCE	PERIODIC FINANCE CHARGES	TRANSACTION FINANCE CHARGES	TOTAL FINANCE CHARGES
PURCHASES	19.240%	.05271%	\$570.87	\$9.02	\$0.00	\$9.02
CASH ADVANCES	28.990%	.07942%	\$0.00	\$0.00	\$0.00	\$0.00
TOTAL				\$9.02	\$0.00	\$9.02

Transaction Details

Trans	Post	Reference Number	Description	Credits	Charges
05/10	05/10	2405522431QEZ4LND	WWW.1AND1.COM CHESTERBROOK PA		9.27
05/13	05/13	74856204626RZBJTH	PAYMENT THANK YOU	284.99	
05/26	05/26	24055224K1QF65EB1	WWW.1AND1.COM CHESTERBROOK PA		37.24
06/01	06/01	24055224R1QF8R0WA	WWW.1AND1.COM CHESTERBROOK PA		29.45
		PERIODIC *FINANCE CHARGE*	PURCHASES \$9.02 CASH ADVANCE \$0.00		9.02

See reverse side for important information.

5596 0012 YTG 1 7 4 230607 0 PAGE 1 of 4 1 0 5921 0300 BXIJ 01DQ5596 12632

DETACH HERE

Detach and mail with check payable to "Wells Fargo" to arrive by Current Payment Due Date.

Make checks payable to: Wells Fargo

Account Number	4856 2003 6129 8139
New Balance	\$581.40
Total Amount Due (Minimum Payment)	\$25.00
Current Payment Due Date	07/02/23

00250000581400048562003612981398

Amount Enclosed: \$ 84.98

PAYMENT REMITTANCE CENTER YTG 8
PO BOX 77033
MINNEAPOLIS MN 55480-7733

BROOKSHIRE ECONOM
VICKIE CASTO
PO BOX 759
BROOKSHIRE TX 77423-0759
12632 MSP 66



IONOS Inc.
2 Logan Square, 100 N 18th St., Suite 400
Philadelphia, PA 19103
USA

2 Logan Square, 100 N 18th St. · Suite 400
Philadelphia, PA 19103 · USA
Vickie Casto
Brookshire EDC
P.O. Box 160
Brookshire, TX 77423-0160
UNITED STATES

Invoice: 202043760517
Invoice Date: 05/08/2023
Customer ID: 447408986
Contract ID: 54615938

Help Center: ionos.com/help
My IONOS: my.ionos.com/invoices

Your IONOS Personal Consultant:
[Jennivie Quilaton](#)
 2673666043

Invoice

Billing period starting: 05/07/2023

Item	Service	Charges	Usage	Taxable Portion	Total
Contract: 54615938 - Premium					
1	PHP5.4 Extended Support 05/08/2023-06/08/2023	\$8.71 a month	1 mo.	\$6.97	\$8.71
Net Total					\$8.71
Net (non-taxable portion)					\$1.74
Net (taxable portion)					\$6.97
Tax					\$0.56
Total amount due					\$9.27

Please **DO NOT** send cash, check or money order

The total amount due will be charged to your credit card within the next seven days, most likely in the next day or two. Thank you.

Do you have questions regarding this invoice?
Please refer to your [Help Center](#) or log in to my.ionos.com for further information.



IONOS Inc.
2 Logan Square, 100 N 18th St., Suite 400
Philadelphia, PA 19103
USA

2 Logan Square, 100 N 18th St. · Suite 400
Philadelphia, PA 19103 · USA
Vickie Casto
Brookshire EDC
P.O. Box 160
Brookshire, TX 77423-0160
UNITED STATES

Invoice: 202044009736
Invoice Date: 05/24/2023
Customer ID: 447408986
Contract ID: 54615937

Help Center: ionos.com/help
My IONOS: my.ionos.com/invoices

Your IONOS Personal Consultant:
Jennivie Quilaton
 2673666043

Invoice

Billing period starting: 05/23/2023

Item	Service	Charges	Usage	Taxable Portion	Total
Contract: 54615937 - 1&1 Unlimited Pro Windows					
1	Mail Business 1 Lic. 05/03/2023-06/03/2023	\$5.00 a month	1 mo.	\$4.00	\$5.00
2	Mail Business 1 Lic. 05/04/2023-06/04/2023	\$5.00 a month	1 mo.	\$4.00	\$5.00
3	Mail Business 10 Lic. 05/10/2023-06/10/2023	\$25.00 a month	1 mo.	\$20.00	\$25.00
Net Total					\$35.00
Net (non-taxable portion)					\$7.00
Net (taxable portion)					\$28.00
Tax					\$2.24
Total amount due					\$37.24

Please **DO NOT** send cash, check or money order

The total amount due will be charged to your credit card within the next seven days, most likely in the next day or two. Thank you.

Do you have questions regarding this invoice?
Please refer to your [Help Center](https://ionos.com/help) or log in to my.ionos.com for further information.



IONOS Inc.
2 Logan Square, 100 N 18th St., Suite 400
Philadelphia, PA 19103
USA

2 Logan Square, 100 N 18th St. · Suite 400
Philadelphia, PA 19103 · USA
Vickie Casto
Brookshire EDC
P.O. Box 160
Brookshire, TX 77423-0160
UNITED STATES

Invoice: 202044112550
Invoice Date: 05/30/2023
Customer ID: 447408986
Contract ID: 54615936

Help Center: ionos.com/help
My IONOS: my.ionos.com/invoices

Your IONOS Personal Consultant:
[Jennivie Quilton](#)
 2673666043

Invoice

Billing period starting: 05/29/2023

Item	Service	Charges	Usage	Taxable Portion	Total
Contract: 54615936 - Premium					
1	PHP 5.2 Extended Support 05/06/2023-06/06/2023	\$16.89 a month	1 mo.	\$13.51	\$16.89
2	PHP5.4 Extended Support 05/06/2023-05/27/2023 - Cancellation of invoice-item 202043623127/3	Partial Credit (Switch Package)	0.7 mo.	\$-4.88	\$-6.10
3	PHP 5.4 Extended Support 05/06/2023-06/06/2023	\$16.89 a month	1 mo.	\$13.51	\$16.89
Net Total					\$27.68
Net (non-taxable portion)					\$5.54
Net (taxable portion)					\$22.14
Tax					\$1.77
Total amount due					\$29.45
Please DO NOT send cash, check or money order					

The total amount due will be charged to your credit card within the next seven days, most likely in the next day or two. Thank you.

Do you have questions regarding this invoice?
Please refer to your [Help Center](#) or log in to my.ionos.com for further information.



Prepared For	BROOKSHIRE ECONOM VICKIE CASTO
Account Number	4856 2003 6129 8139
Statement Closing Date	07/07/23
Days in Billing Cycle	30
Next Statement Date	08/08/23
Credit Line	\$2,500
Available Credit	\$1,033

For Customer Service Call:
800-225-5935

Inquiries or Questions:
Wells Fargo SBL PO Box 29482
Phoenix, AZ 85038-8650

Payments:
Payment Remittance Center PO Box 77033
Minneapolis, MN 55480-7733

Payment Information

New Balance	\$1,466.34
Current Payment Due (Minimum Payment)	\$29.00
Current Payment Due Date	08/02/23

If you wish to pay off your balance in full: The balance noted on your statement is not the payoff amount. Please call 800-225-5935 for payoff information.

Account Summary

Previous Balance	\$581.40
Credits	\$0.00
Payments	\$581.40
Purchases & Other Charges	\$1,466.34
Cash Advances	\$0.00
Finance Charges	\$0.00
New Balance	\$1,466.34

Rate Information

Your rate may vary according to the terms of your agreement.

TYPE OF BALANCE	ANNUAL INTEREST RATE	DAILY FINANCE CHARGE RATE	AVERAGE DAILY BALANCE	PERIODIC FINANCE CHARGES	TRANSACTION FINANCE CHARGES	TOTAL FINANCE CHARGES
PURCHASES	19.240%	05271%	\$0.00	\$0.00	\$0.00	\$0.00
CASH ADVANCES	28.990%	07942%	\$0.00	\$0.00	\$0.00	\$0.00
TOTAL				\$0.00	\$0.00	\$0.00

Transaction Details

Trans	Post	Reference Number	Description	Credits	Charges
06/09	06/09	74856205026RZQP7V	PAYMENT THANK YOU	496.42	
06/10	06/10	2405522521QFQHE8W	WWW.1AND1.COM CHESTERBROOK PA		42.60
06/12	06/12	244273354LM7MF97S	BROOKSHIRE BROS #9 KATY TX		10.00
06/14	06/14	24455015543ARD69S	SAMSLUB #4764 KATY TX		1,267.81
06/25	06/25	74856205G26RZB5K6	PAYMENT THANK YOU	84.98	
06/26	06/26	24055225J1QFKFXGF	WWW.1AND1.COM CHESTERBROOK PA		69.99
07/02	07/02	24055225R1QFN2A23	WWW.1AND1.COM CHESTERBROOK PA		35.94

See reverse side for important information.

5596 0012 YTG 1 7 4 250707 0 PAGE 1 of 4 10 5921 0300 BKIJ 01DQ5596 27754

DETACH HERE

Detach and mail with check payable to "Wells Fargo" to arrive by Current Payment Due Date.

Make checks payable to: Wells Fargo

Account Number	4856 2003 6129 8139
New Balance	\$1,466.34
Total Amount Due (Minimum Payment)	\$29.00
Current Payment Due Date	08/02/23

00290001466340048562003612981390

Amount Enclosed:



PAYMENT REMITTANCE CENTER YTG
PO BOX 77033
MINNEAPOLIS MN 55480-7733

BROOKSHIRE ECONOM
VICKIE CASTO
PO BOX 759
BROOKSHIRE TX 77423-0759

27754
MSP 130



Brookshire Brothers 09
 5249 Franz Road
 Katy, Tx 77493
 281-391-7029

06/12/2023 17:01:47
 Visa Credit Entry Method: Chip
 CARD #: XXXXXXXXXXXXX8139
 PURCHASE - APPROVED
 AUTH Lvl. ...

Mode: Issuer
 AID: A0000000031010
 TVR: 0000008000
 IAD: 06031203A02002
 TSI: E800 ARC: 00
 TC: 16165B7340CB36F4
 MID: 62930d TID: 001 RRN: 936477

Total: USD\$ 10.00

GROCERY

FC DRINKG WATER 10.00 F
 3 @ 3 FOR 10.00

BALANCE DUE 10.00
 CREDIT CARD \$10.00
 [] XXXXXXXXXXXXX8139
 Auth# 012848 Ref# 936477
 Auth #012848
 CHANGE 0.00

SUB TOTAL 10.00
 TOTAL TAX 0.00
 TOTAL 10.00

Customer Rewards

Opening Balance: 79
 Earning this visit: 10
 Points Redeemed this visit: 0
 New Balance: 89

Cashier:0783-BBros Cust Store: 9
 POS:093 Transaction:9200
 Monday, June 12, 2023 05:01 PM

Thanks for Shopping with
 Brookshire Brothers Food and Pharmacy

Sign up for Celebrate Rewards!
 at
 www.brookshirebras.com
 and receive Exclusive Coupons,
 Contests and Special Offers!

#4 B



IONOS Inc.

2 Logan Square, 100 N 18th St., Suite 400
Philadelphia, PA 19103
USA

2 Logan Square, 100 N 18th St. · Suite 400
Philadelphia, PA 19103 · USA

Vickie Casto
Brookshire EDC
P.O. Box 160
Brookshire, TX 77423-0160
UNITED STATES

Invoice: 202044560923
Invoice Date: 06/30/2023
Customer ID: 447408986
Contract ID: 54615936

Help Center: ionos.com/help
My IONOS: my.ionos.com/invoices

Your IONOS Personal Consultant:

Jennivie Quilaton
 2673666043

Invoice

Billing period starting: 06/29/2023

Item	Service	Charges	Usage	Taxable Portion	Total
Contract: 54615936 - Premium					
1	PHP 5.2 Extended Support 06/06/2023-07/06/2023	\$16.89 a month	1 mo.	\$13.51	\$16.89
2	PHP 5.4 Extended Support 06/06/2023-07/06/2023	\$16.89 a month	1 mo.	\$13.51	\$16.89
Net Total					\$33.78
Net (non-taxable portion)					\$6.76
Net (taxable portion)					\$27.02
Tax					\$2.16
Total amount due					\$35.94

Please **DO NOT** send cash, check or money order

The total amount due will be charged to your credit card within the next seven days, most likely in the next day or two. Thank you.

Do you have questions regarding this invoice?

Please refer to your [Help Center](https://ionos.com/help) or log in to my.ionos.com for further information.



IONOS Inc.
2 Logan Square, 100 N 18th St., Suite 400
Philadelphia, PA 19103
USA

2 Logan Square, 100 N 18th St. · Suite 400
Philadelphia, PA 19103 · USA
Vickie Casto
Brookshire EDC
P.O. Box 160
Brookshire, TX 77423-0160
UNITED STATES

Invoice: 202044472546
Invoice Date: 06/24/2023
Customer ID: 447408986
Contract ID: 54615937

Help Center: ionos.com/help
My IONOS: my.ionos.com/invoices

Your IONOS Personal Consultant:
Jennivie Quilaton
 2673666043

Invoice

Billing period starting: 06/23/2023

Item	Service	Charges	Usage	Taxable Portion	Total
Contract: 54615937 - 1&1 Unlimited Pro Windows					
Basic fee (\$50.97)					
1	Basic Fee	\$16.99 a month	3 mo.	\$22.20	\$50.97
	06/23/2023-09/23/2023 cityofbrookshire.org workinbrookshire.org				
Additional services (\$35.00)					
2	Mail Business 1 Lic.	\$5.00 a month	1 mo.	\$4.00	\$5.00
	06/03/2023-07/03/2023				
3	Mail Business 1 Lic.	\$5.00 a month	1 mo.	\$4.00	\$5.00
	06/04/2023-07/04/2023				
4	Mail Business 10 Lic.	\$25.00 a month	1 mo.	\$20.00	\$25.00
	06/10/2023-07/10/2023				
Net Total					\$85.97
Net (non-taxable portion)					\$35.77
Net (taxable portion)					\$50.20
Tax					\$4.02
Total amount due					\$89.99
Please DO NOT send cash, check or money order					

The total amount due will be charged to your credit card within the next seven days, most likely in the next day or two. Thank you.



IONOS Inc.
2 Logan Square, 100 N 18th St., Suite 400
Philadelphia, PA 19103
USA

2 Logan Square, 100 N 18th St. · Suite 400
Philadelphia, PA 19103 · USA
Vickie Casto
Brookshire EDC
P.O. Box 160
Brookshire, TX 77423-0160
UNITED STATES

Invoice: 202044248986
Invoice Date: 06/08/2023
Customer ID: 447408986
Contract ID: 54615938

Help Center: ionos.com/help
My IONOS: my.ionos.com/invoices

Your IONOS Personal Consultant:
Jennivie Quilton
 2673666043

Invoice

Billing period starting: 06/07/2023

Item	Service	Charges	Usage	Taxable Portion	Total
Contract: 54615938 - Premium					
1	SiteAnalytics Plus 05/12/2023-08/12/2023	\$4.99 a month	3 mo.	\$11.98	\$14.97
2	PHP5.4 Extended Support 05/08/2023-06/08/2023 - Cancellation of invoice-item 202043760517/1	Partial Credit (Switch Package)	1 mo.	-\$6.97	-\$8.71
3	PHP 5.4 Extended Support 05/08/2023-06/08/2023	\$16.89 a month	1 mo.	\$13.51	\$16.89
4	PHP 5.4 Extended Support 06/08/2023-07/08/2023	\$16.89 a month	1 mo.	\$13.51	\$16.89
Net Total					\$40.04
Net (non-taxable portion)					\$8.01
Net (taxable portion)					\$32.03
Tax					\$2.56
Total amount due					\$42.60
Please DO NOT send cash, check or money order					

The total amount due will be charged to your credit card within the next seven days, most likely in the next day or two. Thank you.

Do you have questions regarding this invoice?
Please refer to your [Help Center](https://ionos.com/help) or log in to my.ionos.com for further information.

BROOKSHIRE
ECONOMIC DEVELOPMENT CORPORATION

Financials
May 2023


PREPARED BY

GUNDERSONS

Bookkeeping

Analyzed Business Checking Plus PF

Account number: 7006013848 ■ May 1, 2023 - May 31, 2023 ■ Page 1 of 2



BROOKSHIRE ECONOMIC DEVELOPMENT CORPORATION
PO BOX 759
BROOKSHIRE TX 77423-0759

Questions?

Call your Customer Service Officer or Client Services
1-800-AT WELLS (1-800-289-3557)
5:00 AM TO 6:00 PM Pacific Time Monday - Friday

Online: wellsfargo.com

Write: Wells Fargo Bank, N.A. (808)
P.O. Box 6995
Portland, OR 97228-6995

Account summary

Analyzed Business Checking Plus PF

Account number	Beginning balance	Total credits	Total debits	Ending balance
7006013848	\$769,783.13	\$602.69	-\$102,542.20	\$667,843.62

Interest summary

Annual percentage yield earned this period	1.00%
Interest earned during this period	\$602.69
Year to date interest and bonuses paid	\$3,022.05

Credits

Electronic deposits/bank credits

Effective date	Posted date	Amount	Transaction detail
	05/31	602.69	Interest Payment
		\$602.69	Total electronic deposits/bank credits
		\$602.69	Total credits


Debits

Electronic debits/bank debits

Effective date	Posted date	Amount	Transaction detail
	05/11	41.70	Client Analysis Srvc Chrg 230510 Svc Chge 0423 000007006013848
		\$41.70	Total electronic debits/bank debits

Checks paid

Number	Amount	Date	Number	Amount	Date	Number	Amount	Date
9118	99.27	05/01	9122	13,843.00	05/08	9125	403.75	05/12
9120*	750.00	05/16	9123	2,933.00	05/18	9126	2,400.00	05/11
9121	284.99	05/15	9124	69,648.05	05/15	9127	610.50	05/12



Checks paid (continued)

Number	Amount	Date	Number	Amount	Date	Number	Amount	Date
9128	135.00	05/18	9130	5,107.00	05/26	9136*	6,112.19	05/31
9129	145.00	05/17	9132*	28.75	05/30			
			\$102,500.50		Total checks paid			

* Gap in check sequence.

\$102,542.20 Total debits

Daily ledger balance summary

Date	Balance	Date	Balance	Date	Balance
04/30	769,783.13	05/12	752,384.91	05/18	678,488.87
05/01	769,683.86	05/15	682,451.87	05/26	673,381.87
05/08	755,840.86	05/16	681,701.87	05/30	673,353.12
05/11	753,399.16	05/17	681,556.87	05/31	667,843.62
Average daily ledger balance		\$715,297.07			

Brookshire Economic Development Corporation

Checks Cut During the Month

May 2023

DATE	NUM	VENDOR	AMOUNT
Wells Fargo 3848			
05/03/2023	9120	Bleyl Engineering	-750.00
05/03/2023	9121	Wells Fargo	-284.99
05/03/2023	9122	Venus Construction	-13,843.00
05/03/2023	9123	City of Brookshire	-2,933.00
05/03/2023	9124	Kraftsman Commercial Playgrounds & Water Parks	-69,648.05
05/03/2023	9125	Gundersons Bookkeeping	-403.75
05/03/2023	9126	Lasker and Son Lawn Service	-2,400.00
05/03/2023	9127	Olson & Olson LLP	-610.50
05/03/2023	9128	Synetek Solutions	-135.00
05/03/2023	9129	B&B Locksmiths	-145.00
05/17/2023	9130	Lasker and Son Lawn Service	-5,107.00
05/17/2023	9131	City of Brookshire	-2,933.01
05/17/2023	9132	Gundersons Bookkeeping	-28.75
05/17/2023	9133	Myan Technologies	-6,389.95
05/17/2023	9134	Quill LLC	-165.99
05/17/2023	9135	Sprint	-99.27
05/17/2023	9136	Mike Barnes Group Inc.	-6,112.19
05/30/2023	9137	Petty Cash	-267.42
05/30/2023	9138	Kraftsman Commercial Playgrounds & Water Parks	-114,057.10
05/30/2023	9139	City of Brookshire	-2,933.00
05/30/2023	9140	Gundersons Bookkeeping	-403.75
05/30/2023	9141	Wells Fargo	-496.42
05/30/2023	9142	Bleyl Engineering	-7,750.00
Total for Wells Fargo 3848			\$-237,897.14

Brookshire Economic Development Corporation

Statement of Activity

May 2023

	TOTAL		
	MAY 2023	SEP 2022 - MAY 2023 (YTD)	% OF REVENUE
Revenue			
305 Sales Tax		239,844.83	
364 Interest Earned	602.69	4,897.80	100.00 %
Total Revenue	\$602.69	\$244,742.63	100.00 %
GROSS PROFIT			
	\$602.69	\$244,742.63	100.00 %
Expenditures			
4000-100 Salaries	5,000.01	42,448.66	829.62 %
4000-110 FICA	310.00	2,631.81	51.44 %
4000-111 Medicare	72.50	615.50	12.03 %
4000-113 Retirement Contributions	483.50	4,038.70	80.22 %
4000-200 Attorney Fees	610.50	3,644.50	101.30 %
4000-203 Professional Services	6,389.95	26,494.95	1,060.24 %
4000-203-1 Accounting	375.00	3,280.81	62.22 %
4000-204 BEDC Coordinator	6,112.19	52,307.50	1,014.15 %
4000-205 Webmaster/Website	80.97	2,250.74	13.43 %
4000-206 Information Technology Services	135.00	567.67	22.40 %
4000-301 Office Supplies	434.08	2,624.09	72.02 %
4000-302 Forms & Statements		120.70	
4000-311 Dues & Subscriptions	200.00	2,480.00	33.18 %
4000-312 Interest paid		21.96	
4000-505 Travel & Training		2,464.91	
4000-507 Bank Charges	41.70	268.05	6.92 %
4000-507-2 Office expenses			
4000-507-1 Bank fees & service charges	48.79	137.18	8.10 %
Total 4000-507-2 Office expenses	48.79	137.18	8.10 %
4000-508 Cellular Phone/Tablets	99.27	769.00	16.47 %
4000-509 Telephone		1,039.86	
4000-510 Utility Expense		1,080.00	
4000-512 Advertising & Promotion		1,281.00	
4000-516 Office Space Rental		1,500.00	
4000-517 Administrative Services	57.50	590.90	9.54 %
4000-614 Beautifucation	114,057.10	402,844.02	18,924.67 %
4000-615 City Parks Project		346,405.98	
Ask My Accountant		571.15	
Total Expenditures	\$134,508.06	\$902,479.64	22,317.95 %
NET OPERATING REVENUE	\$-133,905.37	\$-657,737.01	-22,217.95 %
NET REVENUE	\$-133,905.37	\$-657,737.01	-22,217.95 %

2023 May Brookshire Budget vs Actuals

	Sep 2022			
	Actual	Budget	over Budget	% of Budget
Revenue				
305 Sales Tax	167,545.23	66,666.67	100,878.56	251.32%
364 Interest Earned	431.43	141.67	289.76	304.53%
372 Undesigned Funds		104,166.67	-104,166.67	0.00%
Total Revenue	\$ 167,976.66	\$ 170,975.01	-\$ 2,998.35	98.25%
Gross Profit	\$ 167,976.66	\$ 170,975.01	-\$ 2,998.35	98.25%
Expenditures				
4000-100 Salaries	2,319.59	5,416.67	-3,097.08	42.82%
4000-110 FICA	143.81	335.83	-192.02	42.82%
4000-111 Medicare	33.63	78.58	-44.95	42.80%
4000-113 Retirement Contributions		541.67	-541.67	0.00%
4000-114 Health Insurance		841.67	-841.67	0.00%
4000-200 Attorney Fees	1,868.50	1,666.67	201.83	112.11%
4000-202 Audit Fees		500.00	-500.00	0.00%
4000-203 Professional Services		2,500.00	-2,500.00	0.00%
4000-203-1 Accounting		441.67	-441.67	0.00%
4000-204 BEDC Coordinator	6,097.47	5,407.50	689.97	112.76%
4000-205 Webmaster/Website	177.09	266.67	-89.58	66.41%
4000-206 Information Technology Services	140.39	416.67	-276.28	33.69%
4000-301 Office Supplies	615.47	250.00	365.47	246.19%
4000-302 Forms & Statements			0.00	
4000-311 Dues & Subscriptions		208.33	-208.33	0.00%
4000-312 Interest paid			0.00	
4000-400 Building & Maintenance		83.33	-83.33	0.00%
4000-401 Equipment Maintenance		83.33	-83.33	0.00%
4000-505 Travel & Training	1,307.12	1,250.00	57.12	104.57%
4000-507 Bank Charges	10.35	20.83	-10.48	49.69%
4000-507-2 Office expenses			0.00	
4000-507-1 Bank fees & service charges			0.00	
Total 4000-507-2 Office expenses	\$ 0.00	\$ 0.00	\$ 0.00	
4000-508 Cellular Phone/Tablets		125.00	-125.00	0.00%
4000-509 Telephone		108.33	-108.33	0.00%
4000-510 Utility Expense	432.00	216.67	215.33	199.38%
4000-511 Internet Expense		100.00	-100.00	0.00%
4000-512 Advertising & Promotion		2,166.67	-2,166.67	0.00%
4000-516 Office Space Rental	600.00	300.00	300.00	200.00%
4000-517 Administrative Services			0.00	
4000-614 Beautification		62,500.00	-62,500.00	0.00%
4000-615 City Parks Project	346,405.98	56,666.67	289,739.31	611.30%
4000-617 Facilities/Infrastructure Project		16,666.67	-16,666.67	0.00%

#4 C

2023 May Brookshire Budget vs Actuals

4000-624 380 Tax Incentives		3,333.33	-3,333.33	0.00%
4000-625 Business Incentive		250.00	-250.00	0.00%
Ask My Accountant		571.15	571.15	
Total Expenditures	<u>\$ 360,722.55</u>	<u>\$ 162,742.76</u>	<u>\$ 197,979.79</u>	<u>221.65%</u>
Net Operating Revenue	<u>-\$ 192,745.89</u>	<u>\$ 8,232.25</u>	<u>-\$ 200,978.14</u>	<u>-2341.35%</u>
Net Revenue	<u>-\$ 192,745.89</u>	<u>\$ 8,232.25</u>	<u>-\$ 200,978.14</u>	<u>-2341.35%</u>

#4 C

Oct 2022				Nov 2022			
Actual	Budget	over Budget	% of Budget	Actual	Budget	over Budget	% of Budget
	66,666.67	-66,666.67	0.00%		66,666.67	-66,666.67	0.00%
433.77	141.67	292.10	306.18%	480.20	141.67	338.53	338.96%
	104,166.67	-104,166.67	0.00%		104,166.67	-104,166.67	0.00%
\$ 433.77	\$ 170,975.01	-\$ 170,541.24	0.25%	\$ 480.20	\$ 170,975.01	-\$ 170,494.81	0.28%
\$ 433.77	\$ 170,975.01	-\$ 170,541.24	0.25%	\$ 480.20	\$ 170,975.01	-\$ 170,494.81	0.28%
5,000.00	5,416.67	-416.67	92.31%	2,570.31	5,416.67	-2,846.36	47.45%
310.00	335.83	-25.83	92.31%	159.36	335.83	-176.47	47.45%
72.50	78.58	-6.08	92.26%	37.27	78.58	-41.31	47.43%
	541.67	-541.67	0.00%		541.67	-541.67	0.00%
	841.67	-841.67	0.00%		841.67	-841.67	0.00%
499.50	1,666.67	-1,167.17	29.97%		1,666.67	-1,666.67	0.00%
	500.00	-500.00	0.00%		500.00	-500.00	0.00%
	2,500.00	-2,500.00	0.00%		2,500.00	-2,500.00	0.00%
375.00	441.67	-66.67	84.91%	750.00	441.67	308.33	169.81%
5,418.80	5,407.50	11.30	100.21%	5,407.50	5,407.50	0.00	100.00%
188.77	266.67	-77.90	70.79%	303.32	266.67	36.65	113.74%
	416.67	-416.67	0.00%		416.67	-416.67	0.00%
	250.00	-250.00	0.00%		250.00	-250.00	0.00%
120.70		120.70				0.00	
	208.33	-208.33	0.00%		208.33	-208.33	0.00%
		0.00				0.00	
	83.33	-83.33	0.00%		83.33	-83.33	0.00%
	83.33	-83.33	0.00%		83.33	-83.33	0.00%
1,002.92	1,250.00	-247.08	80.23%		1,250.00	-1,250.00	0.00%
16.60	20.83	-4.23	79.69%	10.20	20.83	-10.63	48.97%
		0.00				0.00	
		0.00				0.00	
\$ 0.00	\$ 0.00	\$ 0.00		\$ 0.00	\$ 0.00	\$ 0.00	
185.57	125.00	60.57	148.46%		125.00	-125.00	0.00%
	108.33	-108.33	0.00%	1,039.86	108.33	931.53	959.90%
216.00	216.67	-0.67	99.69%	216.00	216.67	-0.67	99.69%
	100.00	-100.00	0.00%		100.00	-100.00	0.00%
	2,166.67	-2,166.67	0.00%		2,166.67	-2,166.67	0.00%
300.00	300.00	0.00	100.00%	300.00	300.00	0.00	100.00%
136.65		136.65		55.80		55.80	
32,954.35	62,500.00	-29,545.65	52.73%	17,658.18	62,500.00	-44,841.82	28.25%
	56,666.67	-56,666.67	0.00%		56,666.67	-56,666.67	0.00%
	16,666.67	-16,666.67	0.00%		16,666.67	-16,666.67	0.00%

#4 C

	3,333.33	-3,333.33	0.00%		3,333.33	-3,333.33	0.00%	
	250.00	-250.00	0.00%		250.00	-250.00	0.00%	
		0.00				0.00		
<hr/>	<hr/>	<hr/>	<hr/>	<hr/>	<hr/>	<hr/>	<hr/>	
\$	46,797.36	\$ 162,742.76	-\$ 115,945.40	28.76%	\$ 28,507.80	\$ 162,742.76	-\$ 134,234.96	17.52%
-\$	46,363.59	\$ 8,232.25	-\$ 54,595.84	-563.19%	-\$ 28,027.60	\$ 8,232.25	-\$ 36,259.85	-340.46%
-\$	46,363.59	\$ 8,232.25	-\$ 54,595.84	-563.19%	-\$ 28,027.60	\$ 8,232.25	-\$ 36,259.85	-340.46%

#4 C

Dec 2022				Jan 2023			% of Budget
Actual	Budget	over Budget	% of Budget	Actual	Budget	over Budget	
	66,666.67	-66,666.67	0.00%	72,299.60	66,666.67	5,632.93	108.45%
530.35	141.67	388.68	374.36%	542.82	141.67	401.15	383.16%
	104,166.67	-104,166.67	0.00%		104,166.67	-104,166.67	0.00%
\$ 530.35	\$ 170,975.01	-\$ 170,444.66	0.31%	\$ 72,842.42	\$ 170,975.01	-\$ 98,132.59	42.60%
\$ 530.35	\$ 170,975.01	-\$ 170,444.66	0.31%	\$ 72,842.42	\$ 170,975.01	-\$ 98,132.59	42.60%
7,500.00	5,416.67	2,083.33	138.46%	5,058.75	5,416.67	-357.92	93.39%
465.00	335.83	129.17	138.46%	313.64	335.83	-22.19	93.39%
108.75	78.58	30.17	138.39%	73.35	78.58	-5.23	93.34%
1,615.52	541.67	1,073.85	298.25%	489.18	541.67	-52.49	90.31%
	841.67	-841.67	0.00%		841.67	-841.67	0.00%
370.00	1,666.67	-1,296.67	22.20%		1,666.67	-1,666.67	0.00%
	500.00	-500.00	0.00%		500.00	-500.00	0.00%
5,520.00	2,500.00	3,020.00	220.80%		2,500.00	-2,500.00	0.00%
375.00	441.67	-66.67	84.91%	140.45	441.67	-301.22	31.80%
5,407.50	5,407.50	0.00	100.00%	5,407.50	5,407.50	0.00	100.00%
865.05	266.67	598.38	324.39%	133.44	266.67	-133.23	50.04%
	416.67	-416.67	0.00%		416.67	-416.67	0.00%
483.59	250.00	233.59	193.44%		250.00	-250.00	0.00%
		0.00				0.00	
280.00	208.33	71.67	134.40%	2,000.00	208.33	1,791.67	960.02%
11.49		11.49		10.47		10.47	
	83.33	-83.33	0.00%		83.33	-83.33	0.00%
	83.33	-83.33	0.00%		83.33	-83.33	0.00%
	1,250.00	-1,250.00	0.00%	54.87	1,250.00	-1,195.13	4.39%
11.10	20.83	-9.73	53.29%	10.50	20.83	-10.33	50.41%
		0.00				0.00	
39.00		39.00				0.00	
\$ 39.00	\$ 0.00	\$ 39.00		\$ 0.00	\$ 0.00	\$ 0.00	
92.64	125.00	-32.36	74.11%	92.97	125.00	-32.03	74.38%
	108.33	-108.33	0.00%		108.33	-108.33	0.00%
216.00	216.67	-0.67	99.69%		216.67	-216.67	0.00%
	100.00	-100.00	0.00%		100.00	-100.00	0.00%
	2,166.67	-2,166.67	0.00%		2,166.67	-2,166.67	0.00%
300.00	1.00	299.00	30000.00%		0.00	0.00	
55.80		55.80		83.90		83.90	
11,367.52	62,500.00	-51,132.48	18.19%		62,500.00	-62,500.00	0.00%
	56,666.67	-56,666.67	0.00%		56,666.67	-56,666.67	0.00%
	16,666.67	-16,666.67	0.00%		16,666.67	-16,666.67	0.00%

#4 C

	3,333.33	-3,333.33	0.00%		3,333.33	-3,333.33	0.00%	
	250.00	-250.00	0.00%		250.00	-250.00	0.00%	
		0.00				0.00		
<hr/>	<hr/>	<hr/>	<hr/>	<hr/>	<hr/>	<hr/>	<hr/>	
\$	35,083.96	\$ 162,443.76	-\$ 127,359.80	21.60%	\$ 13,869.02	\$ 162,442.76	-\$ 148,573.74	8.54%
<hr/>	<hr/>	<hr/>	<hr/>	<hr/>	<hr/>	<hr/>	<hr/>	<hr/>
-\$	34,553.61	\$ 8,531.25	-\$ 43,084.86	-405.02%	\$ 58,973.40	\$ 8,532.25	\$ 50,441.15	691.18%
<hr/>	<hr/>	<hr/>	<hr/>	<hr/>	<hr/>	<hr/>	<hr/>	<hr/>
-\$	34,553.61	\$ 8,531.25	-\$ 43,084.86	-405.02%	\$ 58,973.40	\$ 8,532.25	\$ 50,441.15	691.18%

Brookshire Economic Development Corporation
Budget vs. Actuals: 2022-2023 Budget - Real one - FY23 P&L
 September 2022 - August 2023

Feb 2023				Mar 2023			
Actual	Budget	over Budget	% of Budget	Actual	Budget	over Budget	% of Budget
	66,666.67	-66,666.67	0.00%		66,666.67	-66,666.67	0.00%
581.15	141.67	439.48	410.21%	654.24	141.67	512.57	461.81%
	104,166.67	-104,166.67	0.00%		104,166.67	-104,166.67	0.00%
\$ 581.15	\$ 170,975.01	-\$ 170,393.86	0.34%	\$ 654.24	\$ 170,975.01	-\$ 170,320.77	0.38%
\$ 581.15	\$ 170,975.01	-\$ 170,393.86	0.34%	\$ 654.24	\$ 170,975.01	-\$ 170,320.77	0.38%
5,000.00	5,416.67	-416.67	92.31%	5,000.00	5,416.67	-416.67	92.31%
310.00	335.83	-25.83	92.31%	310.00	335.83	-25.83	92.31%
72.50	78.58	-6.08	92.26%	72.50	78.58	-6.08	92.26%
483.50	541.67	-58.17	89.26%	483.50	541.67	-58.17	89.26%
	841.67	-841.67	0.00%		841.67	-841.67	0.00%
	1,666.67	-1,666.67	0.00%	296.00	1,666.67	-1,370.67	17.76%
	500.00	-500.00	0.00%		500.00	-500.00	0.00%
5,640.00	2,500.00	3,140.00	225.60%	750.00	2,500.00	-1,750.00	30.00%
375.00	441.67	-66.67	84.91%	515.36	441.67	73.69	116.68%
5,832.45	5,407.50	424.95	107.86%	6,457.41	5,407.50	1,049.91	119.42%
303.32	266.67	36.65	113.74%	65.05	266.67	-201.62	24.39%
	416.67	-416.67	0.00%	146.14	416.67	-270.53	35.07%
924.96	250.00	674.96	369.98%	250.00	250.00	-250.00	0.00%
		0.00				0.00	
	208.33	-208.33	0.00%	208.33	208.33	-208.33	0.00%
		0.00				0.00	
	83.33	-83.33	0.00%	83.33	83.33	-83.33	0.00%
	83.33	-83.33	0.00%	83.33	83.33	-83.33	0.00%
	1,250.00	-1,250.00	0.00%	100.00	1,250.00	-1,150.00	8.00%
15.45	20.83	-5.38	74.17%	11.10	20.83	-9.73	53.29%
		0.00				0.00	
6.34		6.34				0.00	
\$ 6.34	\$ 0.00	\$ 6.34		\$ 0.00	\$ 0.00	\$ 0.00	
99.64	125.00	-25.36	79.71%	99.64	125.00	-25.36	79.71%
	108.33	-108.33	0.00%		108.33	-108.33	0.00%
	216.67	-216.67	0.00%		216.67	-216.67	0.00%
	100.00	-100.00	0.00%		100.00	-100.00	0.00%
133.00	2,166.67	-2,033.67	6.14%	1,000.00	2,166.67	-1,166.67	46.15%
	0.00	0.00			0.00	0.00	
57.50		57.50		86.25		86.25	
	62,500.00	-62,500.00	0.00%	109,419.50	62,500.00	46,919.50	175.07%
	56,666.67	-56,666.67	0.00%		56,666.67	-56,666.67	0.00%
	16,666.67	-16,666.67	0.00%		16,666.67	-16,666.67	0.00%

#4 C

	3,333.33	-3,333.33	0.00%		3,333.33	-3,333.33	0.00%	
	250.00	-250.00	0.00%		250.00	-250.00	0.00%	
		0.00				0.00		
\$	19,253.66	\$ 162,442.76	-\$ 143,189.10	11.85%	\$ 124,812.45	\$ 162,442.76	-\$ 37,630.31	76.83%
-\$	18,672.51	\$ 8,532.25	-\$ 27,204.76	-218.85%	-\$ 124,158.21	\$ 8,532.25	-\$ 132,690.46	-1455.16%
-\$	18,672.51	\$ 8,532.25	-\$ 27,204.76	-218.85%	-\$ 124,158.21	\$ 8,532.25	-\$ 132,690.46	-1455.16%

Wednesday, Jun 14, 2023 09:16:27 AM GMT-7 - Accrual Basis

#4 C

Apr 2023				May 2023			
Actual	Budget	over Budget	% of Budget	Actual	Budget	over Budget	% of Budget
	66,666.67	-66,666.67	0.00%		66,666.67	-66,666.67	0.00%
641.15	141.67	499.48	452.57%	602.69	141.67	461.02	425.42%
	104,166.67	-104,166.67	0.00%		104,166.67	-104,166.67	0.00%
\$ 641.15	\$ 170,975.01	-\$ 170,333.86	0.37%	\$ 602.69	\$ 170,975.01	-\$ 170,372.32	0.35%
\$ 641.15	\$ 170,975.01	-\$ 170,333.86	0.37%	\$ 602.69	\$ 170,975.01	-\$ 170,372.32	0.35%
5,000.00	5,416.67	-416.67	92.31%	5,000.01	5,416.67	-416.66	92.31%
310.00	335.83	-25.83	92.31%	310.00	335.83	-25.83	92.31%
72.50	78.58	-6.08	92.26%	72.50	78.58	-6.08	92.26%
483.50	541.67	-58.17	89.26%	483.50	541.67	-58.17	89.26%
	841.67	-841.67	0.00%		841.67	-841.67	0.00%
	1,666.67	-1,666.67	0.00%	610.50	1,666.67	-1,056.17	36.63%
	500.00	-500.00	0.00%		500.00	-500.00	0.00%
8,195.00	2,500.00	5,695.00	327.80%	6,389.95	2,500.00	3,889.95	255.60%
375.00	441.67	-66.67	84.91%	375.00	441.67	-66.67	84.91%
6,166.68	5,407.50	759.18	114.04%	6,112.19	5,407.50	704.69	113.03%
133.73	266.67	-132.94	50.15%	80.97	266.67	-185.70	30.36%
146.14	416.67	-270.53	35.07%	135.00	416.67	-281.67	32.40%
165.99	250.00	-84.01	66.40%	434.08	250.00	184.08	173.63%
		0.00				0.00	
	208.33	-208.33	0.00%	200.00	208.33	-8.33	96.00%
		0.00				0.00	
	83.33	-83.33	0.00%		83.33	-83.33	0.00%
	83.33	-83.33	0.00%		83.33	-83.33	0.00%
	1,250.00	-1,250.00	0.00%		1,250.00	-1,250.00	0.00%
141.05	20.83	120.22	677.15%	41.70	20.83	20.87	200.19%
		0.00				0.00	
43.05		43.05		48.79		48.79	
\$ 43.05	\$ 0.00	\$ 43.05		\$ 48.79	\$ 0.00	\$ 48.79	
99.27	125.00	-25.73	79.42%	99.27	125.00	-25.73	79.42%
	108.33	-108.33	0.00%		108.33	-108.33	0.00%
	216.67	-216.67	0.00%		216.67	-216.67	0.00%
	100.00	-100.00	0.00%		100.00	-100.00	0.00%
148.00	2,166.67	-2,018.67	6.83%		2,166.67	-2,166.67	0.00%
	0.00	0.00			0.00	0.00	
57.50		57.50		57.50		57.50	
117,387.37	62,500.00	54,887.37	187.82%	114,057.10	62,500.00	51,557.10	182.49%
	56,666.67	-56,666.67	0.00%		56,666.67	-56,666.67	0.00%
	16,666.67	-16,666.67	0.00%		16,666.67	-16,666.67	0.00%

#4 C

	3,333.33	-3,333.33	0.00%		3,333.33	-3,333.33	0.00%	
	250.00	-250.00	0.00%		250.00	-250.00	0.00%	
		0.00				0.00		
\$	138,924.78	\$ 162,442.76	-\$ 23,517.98	85.52%	\$ 134,508.06	\$ 162,442.76	-\$ 27,934.70	82.80%
-\$	138,283.63	\$ 8,532.25	-\$ 146,815.88	-1620.72%	-\$ 133,905.37	\$ 8,532.25	-\$ 142,437.62	-1569.40%
-\$	138,283.63	\$ 8,532.25	-\$ 146,815.88	-1620.72%	-\$ 133,905.37	\$ 8,532.25	-\$ 142,437.62	-1569.40%

#4 C

Jun 2023				Jul 2023				
Actual	Budget	over Budget	% of Budget	Actual	Budget	over Budget	% of Budget	Actual
	66,666.67	-66,666.67	0.00%		66,666.67	-66,666.67	0.00%	
	141.67	-141.67	0.00%		141.67	-141.67	0.00%	
	104,166.67	-104,166.67	0.00%		104,166.67	-104,166.67	0.00%	
\$ 0.00	\$ 170,975.01	-\$ 170,975.01	0.00%	\$ 0.00	\$ 170,975.01	-\$ 170,975.01	0.00%	\$ 0.00
\$ 0.00	\$ 170,975.01	-\$ 170,975.01	0.00%	\$ 0.00	\$ 170,975.01	-\$ 170,975.01	0.00%	\$ 0.00
	5,416.67	-5,416.67	0.00%		5,416.67	-5,416.67	0.00%	
	335.83	-335.83	0.00%		335.83	-335.83	0.00%	
	78.58	-78.58	0.00%		78.58	-78.58	0.00%	
	541.67	-541.67	0.00%		541.67	-541.67	0.00%	
	841.67	-841.67	0.00%		841.67	-841.67	0.00%	
	1,666.67	-1,666.67	0.00%		1,666.67	-1,666.67	0.00%	
	500.00	-500.00	0.00%		500.00	-500.00	0.00%	
	2,500.00	-2,500.00	0.00%		2,500.00	-2,500.00	0.00%	
375.00	441.67	-66.67	84.91%		441.67	-441.67	0.00%	
	5,407.50	-5,407.50	0.00%		5,407.50	-5,407.50	0.00%	
	266.67	-266.67	0.00%		266.67	-266.67	0.00%	
	416.67	-416.67	0.00%		416.67	-416.67	0.00%	
	250.00	-250.00	0.00%		250.00	-250.00	0.00%	
		0.00				0.00		
	208.33	-208.33	0.00%		208.33	-208.33	0.00%	
		0.00				0.00		
	83.33	-83.33	0.00%		83.33	-83.33	0.00%	
	83.33	-83.33	0.00%		83.33	-83.33	0.00%	
	1,250.00	-1,250.00	0.00%		1,250.00	-1,250.00	0.00%	
	20.83	-20.83	0.00%		20.83	-20.83	0.00%	
		0.00				0.00		
		0.00				0.00		
\$ 0.00	\$ 0.00	\$ 0.00		\$ 0.00	\$ 0.00	\$ 0.00		\$ 0.00
	125.00	-125.00	0.00%		125.00	-125.00	0.00%	
	108.33	-108.33	0.00%		108.33	-108.33	0.00%	
	216.67	-216.67	0.00%		216.67	-216.67	0.00%	
	100.00	-100.00	0.00%		100.00	-100.00	0.00%	
	2,166.67	-2,166.67	0.00%		2,166.67	-2,166.67	0.00%	
	0.00	0.00			0.00	0.00		
		0.00				0.00		
	62,500.00	-62,500.00	0.00%		62,500.00	-62,500.00	0.00%	
	56,666.67	-56,666.67	0.00%		56,666.67	-56,666.67	0.00%	
	16,666.67	-16,666.67	0.00%		16,666.67	-16,666.67	0.00%	

#4 C

	3,333.33	-3,333.33	0.00%		3,333.33	-3,333.33	0.00%			
	250.00	-250.00	0.00%		250.00	-250.00	0.00%			
		0.00				0.00				
\$	375.00	\$ 162,442.76	-\$ 162,067.76	0.23%	\$ 0.00	\$ 162,442.76	-\$ 162,442.76	0.00%	\$	0.00
-\$	375.00	\$ 8,532.25	-\$ 8,907.25	-4.40%	\$ 0.00	\$ 8,532.25	-\$ 8,532.25	0.00%	\$	0.00
-\$	375.00	\$ 8,532.25	-\$ 8,907.25	-4.40%	\$ 0.00	\$ 8,532.25	-\$ 8,532.25	0.00%	\$	0.00

#4 C

Aug 2023			Total			
Budget	over Budget	% of Budget	Actual	Budget	over Budget	% of Budget
66,666.63	-66,666.63	0.00%	239,844.83	800,000.00	-560,155.17	29.98%
141.63	-141.63	0.00%	4,897.80	1,700.00	3,197.80	288.11%
104,166.63	-104,166.63	0.00%	0.00	1,250,000.00	-1,250,000.00	0.00%
\$ 170,974.89	-\$ 170,974.89	0.00%	\$ 244,742.63	\$ 2,051,700.00	-\$ 1,806,957.37	11.93%
\$ 170,974.89	-\$ 170,974.89	0.00%	\$ 244,742.63	\$ 2,051,700.00	-\$ 1,806,957.37	11.93%
5,416.63	-5,416.63	0.00%	42,448.66	65,000.00	-22,551.34	65.31%
335.87	-335.87	0.00%	2,631.81	4,030.00	-1,398.19	65.31%
78.62	-78.62	0.00%	615.50	943.00	-327.50	65.27%
541.63	-541.63	0.00%	4,038.70	6,500.00	-2,461.30	62.13%
841.63	-841.63	0.00%	0.00	10,100.00	-10,100.00	0.00%
1,666.63	-1,666.63	0.00%	3,644.50	20,000.00	-16,355.50	18.22%
500.00	-500.00	0.00%	0.00	6,000.00	-6,000.00	0.00%
2,500.00	-2,500.00	0.00%	26,494.95	30,000.00	-3,505.05	88.32%
441.63	-441.63	0.00%	3,655.81	5,300.00	-1,644.19	68.98%
5,407.50	-5,407.50	0.00%	52,307.50	64,890.00	-12,582.50	80.61%
266.63	-266.63	0.00%	2,250.74	3,200.00	-949.26	70.34%
416.63	-416.63	0.00%	567.67	5,000.00	-4,432.33	11.35%
250.00	-250.00	0.00%	2,624.09	3,000.00	-375.91	87.47%
	0.00		120.70	0.00	120.70	
208.37	-208.37	0.00%	2,480.00	2,500.00	-20.00	99.20%
	0.00		21.96	0.00	21.96	
83.37	-83.37	0.00%	0.00	1,000.00	-1,000.00	0.00%
83.37	-83.37	0.00%	0.00	1,000.00	-1,000.00	0.00%
1,250.00	-1,250.00	0.00%	2,464.91	15,000.00	-12,535.09	16.43%
20.87	-20.87	0.00%	268.05	250.00	18.05	107.22%
	0.00		0.00	0.00	0.00	
	0.00		137.18	0.00	137.18	
\$ 0.00	\$ 0.00		\$ 137.18	\$ 0.00	\$ 137.18	
125.00	-125.00	0.00%	769.00	1,500.00	-731.00	51.27%
108.37	-108.37	0.00%	1,039.86	1,300.00	-260.14	79.99%
216.63	-216.63	0.00%	1,080.00	2,600.00	-1,520.00	41.54%
100.00	-100.00	0.00%	0.00	1,200.00	-1,200.00	0.00%
2,166.63	-2,166.63	0.00%	1,281.00	26,000.00	-24,719.00	4.93%
0.00	0.00		1,500.00	901.00	599.00	166.48%
	0.00		590.90	0.00	590.90	
62,500.00	-62,500.00	0.00%	402,844.02	750,000.00	-347,155.98	53.71%
56,666.63	-56,666.63	0.00%	346,405.98	680,000.00	-333,594.02	50.94%
16,666.63	-16,666.63	0.00%	0.00	200,000.00	-200,000.00	0.00%

#4 C

3,333.37	-3,333.37	0.00%	0.00	40,000.00	-40,000.00	0.00%
250.00	-250.00	0.00%	0.00	3,000.00	-3,000.00	0.00%
	0.00		571.15	0.00	571.15	
\$ 162,442.64	-\$ 162,442.64	0.00%	\$ 902,854.64	\$ 1,950,214.00	-\$ 1,047,359.36	46.30%
\$ 8,532.25	-\$ 8,532.25	0.00%	-\$ 658,112.01	\$ 101,486.00	-\$ 759,598.01	-648.48%
\$ 8,532.25	-\$ 8,532.25	0.00%	-\$ 658,112.01	\$ 101,486.00	-\$ 759,598.01	-648.48%

#4 C

	05/03/2023	Bill Payment (Check)
	05/03/2023	Bill Payment (Check)
	05/04/2023	Bill
	05/04/2023	Bill
	05/04/2023	Bill
	05/07/2023	Bill
	05/07/2023	Bill
	05/08/2023	Bill
	05/17/2023	Bill Payment (Check)
	05/17/2023	Bill Payment (Check)
	05/17/2023	Bill Payment (Check)
	05/17/2023	Bill
	05/17/2023	Bill Payment (Check)
	05/17/2023	Bill Payment (Check)
	05/17/2023	Bill Payment (Check)
	05/17/2023	Bill Payment (Check)
	05/22/2023	Bill
	05/22/2023	Bill
	05/24/2023	Bill
	05/25/2023	Bill
	05/30/2023	Bill Payment (Check)
	05/30/2023	Bill Payment (Check)
	05/30/2023	Bill Payment (Check)
	05/30/2023	Bill Payment (Check)
	05/30/2023	Bill Payment (Check)
	05/30/2023	Bill Payment (Check)
Total for Accounts Payable (A/P)		
Retained Earnings		
	Beginning Balance	
Total for Retained Earnings		
305 Sales Tax		
	Beginning Balance	
Total for 305 Sales Tax		
364 Interest Earned		
	Beginning Balance	
	05/31/2023	Deposit
Total for 364 Interest Earned		
4000-100 Salaries		
	Beginning Balance	
	05/07/2023	Bill
	05/22/2023	Bill
Total for 4000-100 Salaries		
4000-110 FICA		
	Beginning Balance	
	05/07/2023	Bill
	05/22/2023	Bill

#4 C

Total for 4000-110 FICA

4000-111 Medicare

Beginning Balance

05/07/2023

Bill

05/22/2023

Bill

Total for 4000-111 Medicare

4000-113 Retirement Contributions

Beginning Balance

05/07/2023

Bill

05/22/2023

Bill

Total for 4000-113 Retirement Contributions

4000-200 Attorney Fees

Beginning Balance

05/01/2023

Bill

Total for 4000-200 Attorney Fees

4000-203 Professional Services

Beginning Balance

05/04/2023

Bill

05/04/2023

Bill

Total for 4000-203 Professional Services

4000-203-1 Accounting

Beginning Balance

05/01/2023

Bill

Total for 4000-203-1 Accounting

4000-204 BEDC Coordinator

Beginning Balance

05/17/2023

Bill

Total for 4000-204 BEDC Coordinator

4000-205 Webmaster/Website

Beginning Balance

05/08/2023

Bill

05/08/2023

Bill

05/08/2023

Bill

Total for 4000-205 Webmaster/Website

4000-206 Information Technology Services

#4 C

	Beginning Balance	
	05/01/2023	Bill
Total for 4000-206 Information Technology Services		
4000-301 Office Supplies		
	Beginning Balance	
	05/08/2023	Bill
	05/25/2023	Bill
	05/25/2023	Bill
	05/25/2023	Bill
Total for 4000-301 Office Supplies		
4000-302 Forms & Statements		
	Beginning Balance	
Total for 4000-302 Forms & Statements		
4000-311 Dues & Subscriptions		
	Beginning Balance	
	05/25/2023	Bill
	05/25/2023	Bill
	05/25/2023	Bill
Total for 4000-311 Dues & Subscriptions		
4000-312 Interest paid		
	Beginning Balance	
Total for 4000-312 Interest paid		
4000-505 Travel & Training		
	Beginning Balance	
Total for 4000-505 Travel & Training		
4000-507 Bank Charges		
	Beginning Balance	
	05/11/2023	Expenditure
Total for 4000-507 Bank Charges		
4000-507-2 Office expenses		
4000-507-1 Bank fees & service charges		
	Beginning Balance	
	05/08/2023	Bill
	05/08/2023	Bill
	05/08/2023	Bill
Total for 4000-507-1 Bank fees & service charges		
Total for 4000-507-2 Office expenses		
4000-508 Cellular Phone/Tablets		
	Beginning Balance	
	05/07/2023	Bill
Total for 4000-508 Cellular Phone/Tablets		
4000-509 Telephone		
	Beginning Balance	
Total for 4000-509 Telephone		

#4 C

4000-510 Utility Expense

Beginning Balance

Total for 4000-510 Utility Expense

4000-512 Advertising & Promotion

Beginning Balance

Total for 4000-512 Advertising & Promotion

4000-516 Office Space Rental

Beginning Balance

Total for 4000-516 Office Space Rental

4000-517 Administrative Services

Beginning Balance

05/04/2023

Bill

05/22/2023

Bill

Total for 4000-517 Administrative Services

4000-614 Beautifucation

Beginning Balance

05/24/2023

Bill

Total for 4000-614 Beautifucation

4000-615 City Parks Project

Beginning Balance

Total for 4000-615 City Parks Project

Ask My Accountant

Beginning Balance

Total for Ask My Accountant

Brookshire Economic D
General
May

Num	Adj	Name
9120	No	Bleyl Engineering
9121	No	Wells Fargo
9122	No	Venus Construction
9123	No	City of Brookshire
9128	No	Synetek Solutions
9126	No	Lasker and Son Lawn Service
9127	No	Olson & Olson LLP
9129	No	B&B Locksmiths
9125	No	Gundersons Bookkeeping
9124	No	Kraftsman Commercial Playgrounds & Water Parks
	No	Wells Fargo
9133	No	Myan Technologies
9134	No	Quill LLC
9136	No	Mike Barnes Group Inc.
9130	No	Lasker and Son Lawn Service
9132	No	Gundersons Bookkeeping
9135	No	Sprint
9131	No	City of Brookshire
9137	No	Petty Cash
9142	No	Bleyl Engineering
9141	No	Wells Fargo
9140	No	Gundersons Bookkeeping
9139	No	City of Brookshire
9138	No	Kraftsman Commercial Playgrounds & Water Parks
INTEREST	No	
13394	No	Olson & Olson LLP
23549	No	Synetek Solutions
4721	No	Gundersons Bookkeeping
9120	No	Bleyl Engineering
9121	No	Wells Fargo
9124	No	Kraftsman Commercial Playgrounds & Water Parks
9125	No	Gundersons Bookkeeping
9129	No	B&B Locksmiths
9127	No	Olson & Olson LLP
9126	No	Lasker and Son Lawn Service
9122	No	Venus Construction

#4 C

9123	No	City of Brookshire
9128	No	Synetek Solutions
2819	No	Myan Technologies
2820	No	Myan Technologies
4760	No	Gundersons Bookkeeping
702321313-257	No	Sprint
5.7.23	No	City of Brookshire
4856200361298139	No	Wells Fargo
9133	No	Myan Technologies
9136	No	Mike Barnes Group Inc.
9130	No	Lasker and Son Lawn Service
5.17.23	No	Mike Barnes Group Inc.
9132	No	Gundersons Bookkeeping
9135	No	Sprint
9131	No	City of Brookshire
9134	No	Quill LLC
5.22.23	No	City of Brookshire
4775	No	Gundersons Bookkeeping
39093	No	Kraftsman Commercial Playgrounds & Water Parks
5.25.23	No	Petty Cash
9137	No	Petty Cash
9138	No	Kraftsman Commercial Playgrounds & Water Parks
9142	No	Bleyl Engineering
9140	No	Gundersons Bookkeeping
9141	No	Wells Fargo
9139	No	City of Brookshire

INTEREST No

5.7.23	No	City of Brookshire
5.22.23	No	City of Brookshire

5.7.23	No	City of Brookshire
5.22.23	No	City of Brookshire

#4 C

5.7.23	No	City of Brookshire
5.22.23	No	City of Brookshire

5.7.23	No	City of Brookshire
5.22.23	No	City of Brookshire

13394	No	Olson & Olson LLP
-------	----	-------------------

2820	No	Myan Technologies
------	----	-------------------

2819	No	Myan Technologies
------	----	-------------------

4721	No	Gundersons Bookkeeping
------	----	------------------------

5.17.23	No	Mike Barnes Group Inc.
---------	----	------------------------

4856200361298139	No	Wells Fargo
------------------	----	-------------

4856200361298139	No	Wells Fargo
------------------	----	-------------

4856200361298139	No	Wells Fargo
------------------	----	-------------

#4 C

23549	No	Synetek Solutions
-------	----	-------------------

4856200361298139	No	Wells Fargo
------------------	----	-------------

5.25.23	No	Petty Cash
---------	----	------------

5.25.23	No	Petty Cash
---------	----	------------

5.25.23	No	Petty Cash
---------	----	------------

5.25.23	No	Petty Cash
---------	----	------------

5.25.23	No	Petty Cash
---------	----	------------

5.25.23	No	Petty Cash
---------	----	------------

	No	Wells Fargo
--	----	-------------

4856200361298139	No	Wells Fargo
------------------	----	-------------

4856200361298139	No	Wells Fargo
------------------	----	-------------

4856200361298139	No	Wells Fargo
------------------	----	-------------

702321313-257	No	Sprint
---------------	----	--------

#4 C

4760	No	Gundersons Bookkeeping
4775	No	Gundersons Bookkeeping
39093	No	Kraftsman Commercial Playgrounds & Water Parks

Wednesday, Jun 14, 2023 09:1

#4 C

Development Corporation

Ledger

2023

Memo/Description

702321313

Interest Earned

#4 C

Gross Wages - Pay Period Ending 4/24/23

Gross Wages - Pay Period Ending 5-22-23

Fica - Pay Period Ending 4/24/23

Fica - Pay Period Ending 5-22-23

#4 C

medicare - Pay Period Ending 4/24/23

medicare - Pay Period Ending 5-22-23

ER Retirement Contributions = 9.67%

ER Retirement Contributions = 9.67%

Q2 - 2023

Streaming Support:

-Attending all meetings including regular meetings and special meetings

-Training of city employees

-Managing local file storage

Managing the YouTube channels for both -EDC and the City of Brookshire

Keeping software and equipment up to date

-Troubleshoot and resolve any technical challenges with streaming equipment.

Sales Tax

Adjusted Projector to better fit the projector screen

Replaced HDMI over ethernet extenders

4K Ultra HD Base T Extender

Sales Tax

1and1.com

1and1.com

1and1.com

#4 C

Quill

Brookshire Hardware Key & Ring for Greg with Lasker to back door of museum to be able to set sprinkler timer 4-14-23

US Post Master 1 Roll Stamps 5-25-23

Brookshire Brothers Water 3-24 Count 2-18-23

West I-10 Chamber Luncheon / Dunn and Myself - 1-10-23

West I-10 Chamber Luncheon / Los Cucos J. Hill, Q. Dunn, and V. Casto 3-27-23

West I-10 Chamber J. Hill, Q. Dunn, and V. Casto - 4-11-23

Late fee

Finance Charge

Finance Charge

#4 C

Shipping Reimbursement - 5/3/23

Shipping Reimbursement - Mailing Checks 5-17-23

Payment Application 3

5:37 AM GMT-7 - Accrual Basis

#4 C

Split	Amount	Balance
		769,537.72
Accounts Payable (A/P)	-750.00	768,787.72
Accounts Payable (A/P)	-284.99	768,502.73
Accounts Payable (A/P)	-13,843.00	754,659.73
Accounts Payable (A/P)	-2,933.00	751,726.73
Accounts Payable (A/P)	-135.00	751,591.73
Accounts Payable (A/P)	-2,400.00	749,191.73
Accounts Payable (A/P)	-610.50	748,581.23
Accounts Payable (A/P)	-145.00	748,436.23
Accounts Payable (A/P)	-403.75	748,032.48
Accounts Payable (A/P)	-69,648.05	678,384.43
4000-507 Bank Charges	-41.70	678,342.73
Accounts Payable (A/P)	-6,389.95	671,952.78
Accounts Payable (A/P)	-165.99	671,786.79
Accounts Payable (A/P)	-6,112.19	665,674.60
Accounts Payable (A/P)	-5,107.00	660,567.60
Accounts Payable (A/P)	-28.75	660,538.85
Accounts Payable (A/P)	-99.27	660,439.58
Accounts Payable (A/P)	-2,933.01	657,506.57
Accounts Payable (A/P)	-267.42	657,239.15
Accounts Payable (A/P)	-7,750.00	649,489.15
Accounts Payable (A/P)	-496.42	648,992.73
Accounts Payable (A/P)	-403.75	648,588.98
Accounts Payable (A/P)	-2,933.00	645,655.98
Accounts Payable (A/P)	-114,057.10	531,598.88
364 Interest Earned	602.69	532,201.57
	-\$ 237,336.15	
		103,055.78
4000-200 Attorney Fees	610.50	103,666.28
4000-206 Information Technology Services	135.00	103,801.28
4000-203-1 Accounting	375.00	104,176.28
Wells Fargo 3848	-750.00	103,426.28
Wells Fargo 3848	-284.99	103,141.29
Wells Fargo 3848	-69,648.05	33,493.24
Wells Fargo 3848	-403.75	33,089.49
Wells Fargo 3848	-145.00	32,944.49
Wells Fargo 3848	-610.50	32,333.99
Wells Fargo 3848	-2,400.00	29,933.99
Wells Fargo 3848	-13,843.00	16,090.99

#4 C

Wells Fargo 3848	-2,933.00	13,157.99
Wells Fargo 3848	-135.00	13,022.99
4000-203 Professional Services	869.95	13,892.94
4000-203 Professional Services	5,520.00	19,412.94
4000-517 Administrative Services	28.75	19,441.69
4000-508 Cellular Phone/Tablets	99.27	19,540.96
-Split-	2,933.01	22,473.97
-Split-	496.42	22,970.39
Wells Fargo 3848	-6,389.95	16,580.44
Wells Fargo 3848	-6,112.19	10,468.25
Wells Fargo 3848	-5,107.00	5,361.25
4000-204 BEDC Coordinator	6,112.19	11,473.44
Wells Fargo 3848	-28.75	11,444.69
Wells Fargo 3848	-99.27	11,345.42
Wells Fargo 3848	-2,933.01	8,412.41
Wells Fargo 3848	-165.99	8,246.42
-Split-	2,933.00	11,179.42
4000-517 Administrative Services	28.75	11,208.17
4000-614 Beautifucation	114,057.10	125,265.27
-Split-	267.42	125,532.69
Wells Fargo 3848	-267.42	125,265.27
Wells Fargo 3848	-114,057.10	11,208.17
Wells Fargo 3848	-7,750.00	3,458.17
Wells Fargo 3848	-403.75	3,054.42
Wells Fargo 3848	-496.42	2,558.00
Wells Fargo 3848	-2,933.00	-375.00
	-\$ 103,430.78	

#####

239,844.83

		4,295.11
Wells Fargo 3848	602.69	4,897.80
	\$ 602.69	

		37,448.65
Accounts Payable (A/P)	2,500.01	39,948.66
Accounts Payable (A/P)	2,500.00	42,448.66
	\$ 5,000.01	

		2,321.81
Accounts Payable (A/P)	155.00	2,476.81
Accounts Payable (A/P)	155.00	2,631.81

#4 C

	<u>\$</u>	<u>310.00</u>	
			543.00
Accounts Payable (A/P)		36.25	579.25
Accounts Payable (A/P)		36.25	615.50
	<u>\$</u>	<u>72.50</u>	
			3,555.20
Accounts Payable (A/P)		241.75	3,796.95
Accounts Payable (A/P)		241.75	4,038.70
	<u>\$</u>	<u>483.50</u>	
			3,034.00
Accounts Payable (A/P)		610.50	3,644.50
	<u>\$</u>	<u>610.50</u>	
			20,105.00
Accounts Payable (A/P)		5,520.00	25,625.00
Accounts Payable (A/P)		869.95	26,494.95
	<u>\$</u>	<u>6,389.95</u>	
			2,905.81
Accounts Payable (A/P)		375.00	3,280.81
	<u>\$</u>	<u>375.00</u>	
			46,195.31
Accounts Payable (A/P)		6,112.19	52,307.50
	<u>\$</u>	<u>6,112.19</u>	
			2,169.77
Accounts Payable (A/P)		34.46	2,204.23
Accounts Payable (A/P)		9.27	2,213.50
Accounts Payable (A/P)		37.24	2,250.74
	<u>\$</u>	<u>80.97</u>	

#4 C

		432.67
Accounts Payable (A/P)	135.00	567.67
	<u>\$ 135.00</u>	

		2,190.01
Accounts Payable (A/P)	366.66	2,556.67
Accounts Payable (A/P)	2.42	2,559.09
Accounts Payable (A/P)	55.00	2,614.09
Accounts Payable (A/P)	10.00	2,624.09
	<u>\$ 434.08</u>	

		120.70
		2,280.00
Accounts Payable (A/P)	50.00	2,330.00
Accounts Payable (A/P)	75.00	2,405.00
Accounts Payable (A/P)	75.00	2,480.00
	<u>\$ 200.00</u>	

		21.96
		2,464.91

		226.35
Wells Fargo 3848	41.70	268.05
	<u>\$ 41.70</u>	

		88.39
Accounts Payable (A/P)	39.00	127.39
Accounts Payable (A/P)	9.88	137.27
Accounts Payable (A/P)	-0.09	137.18
	<u>\$ 48.79</u>	
	<u>\$ 48.79</u>	

		669.73
Accounts Payable (A/P)	99.27	769.00
	<u>\$ 99.27</u>	

		1,039.86
--	--	----------

#4 C

_____ 1,080.00

_____ 1,281.00

_____ 1,500.00

		533.40
Accounts Payable (A/P)	28.75	562.15
Accounts Payable (A/P)	28.75	590.90
	<u>\$ 57.50</u>	

		288,786.92
Accounts Payable (A/P)	114,057.10	402,844.02
	<u>\$ 114,057.10</u>	

_____ 346,405.98

_____ 571.15

BROOKSHIRE
ECONOMIC DEVELOPMENT CORPORATION

Financials
June 2023

PREPARED BY


GUNDERSONS

Bookkeeping

Analyzed Business Checking Plus PF

Account number: 7006013848 ■ June 1, 2023 - June 30, 2023 ■ Page 1 of 2



DCWF11DTF1 000755

 BROOKSHIRE ECONOMIC DEVELOPMENT CORPORATION
 PO BOX 759
 BROOKSHIRE TX 77423-0759

Questions?

Call your Customer Service Officer or Client Services
1-800-AT WELLS (1-800-289-3557)
 5:00 AM TO 6:00 PM Pacific Time Monday - Friday

Online: wellsfargo.com

Write: Wells Fargo Bank, N.A. (808)
 P.O. Box 6995
 Portland, OR 97228-6995

Account summary

Analyzed Business Checking Plus PF

Account number	Beginning balance	Total credits	Total debits	Ending balance
7006013848	\$667,843.62	\$543,989.81	-\$141,007.28	\$1,070,826.15

Interest summary

Annual percentage yield earned this period	1.00%
Interest earned during this period	\$507.07
Year to date interest and bonuses paid	\$3,529.12

Credits

Deposits

Effective date	Posted date	Amount	Transaction detail
	06/28	543,482.74	Deposit
		\$543,482.74	Total deposits

Electronic deposits/bank credits

Effective date	Posted date	Amount	Transaction detail
	06/30	507.07	Interest Payment
		\$507.07	Total electronic deposits/bank credits
		\$543,989.81	Total credits

Debits

Electronic debits/bank debits

Effective date	Posted date	Amount	Transaction detail
	06/12	11.10	Client Analysis Srv Chrg 230609 Svc Chge 0523 000007006013848
		\$11.10	Total electronic debits/bank debits

DCWF11DTF1 000755 NNNNNNNNNN NNN NYN 001 001 808 002445 20195560.1



Checks paid

Number	Amount	Date	Number	Amount	Date	Number	Amount	Date
9131	2,933.01	06/01	9139	2,933.00	06/09	9144*	2,933.00	06/22
9133*	6,389.95	06/02	9140	403.75	06/08	9145	28.75	06/22
9135*	99.27	06/01	9141	496.42	06/09	9146	2,605.24	06/26
9137*	267.42	06/28	9142	7,750.00	06/13	9147	99.27	06/29
9138	114,057.10	06/08						
			\$140,996.18	Total checks paid				

* Gap in check sequence.

\$141,007.28 Total debits

Daily ledger balance summary

Date	Balance	Date	Balance	Date	Balance
05/31	667,843.62	06/09	540,531.12	06/26	527,203.03
06/01	664,811.34	06/12	540,520.02	06/28	1,070,418.35
06/02	658,421.39	06/13	532,770.02	06/29	1,070,319.08
06/08	543,960.54	06/22	529,808.27	06/30	1,070,826.15
Average daily ledger balance		\$616,718.21			

002446



Brookshire Economic Development Corporation

Checks Cut During the Month

June 2023

DATE	NUM	VENDOR	AMOUNT
Wells Fargo 3848			
06/14/2023	9143	Synetek Solutions	-135.00
06/14/2023	9144	City of Brookshire	-2,933.00
06/14/2023	9145	Gundersons Bookkeeping	-28.75
06/14/2023	9146	Wells Fargo	-2,605.24
06/14/2023	9147	Sprint	-99.27
06/28/2023	9148	Lasker and Son Lawn Service	-2,400.00
06/28/2023	9149	City of Brookshire	-2,933.00
06/28/2023	9150	Mike Barnes Group Inc.	-6,619.13
06/28/2023	9151	Gundersons Bookkeeping	-28.75
06/28/2023	9152	Quill LLC	-33.58
06/28/2023	9153	Lasker and Son Lawn Service	-2,400.00
06/28/2023	9154	Gundersons Bookkeeping	-375.00
06/28/2023	9155	Kraftsman Commercial Playgrounds & Water Parks	-260,902.31
Total for Wells Fargo 3848			\$ -281,493.03

Brookshire Economic Development Corporation

Statement of Financial Position

As of June 30, 2023

	TOTAL
ASSETS	
Current Assets	
Bank Accounts	
Wells Fargo 3848	794,687.25
Total Bank Accounts	\$794,687.25
Total Current Assets	\$794,687.25
TOTAL ASSETS	\$794,687.25
LIABILITIES AND EQUITY	
Liabilities	
Current Liabilities	
Accounts Payable	
Accounts Payable (A/P)	2,558.00
Total Accounts Payable	\$2,558.00
Total Current Liabilities	\$2,558.00
Total Liabilities	\$2,558.00
Equity	
Retained Earnings	1,190,313.58
Net Revenue	-398,184.33
Total Equity	\$792,129.25
TOTAL LIABILITIES AND EQUITY	\$794,687.25

Brookshire Economic Development Corporation

Statement of Activity

June 2023

	TOTAL		
	JUN 2023	SEP 2022 - JUN 2023 (YTD)	% OF REVENUE
Revenue			
305 Sales Tax	543,482.74	783,327.57	99.91 %
364 Interest Earned	507.07	5,404.87	0.09 %
Total Revenue	\$543,989.81	\$788,732.44	100.00 %
GROSS PROFIT	\$543,989.81	\$788,732.44	100.00 %
Expenditures			
4000-100 Salaries	7,500.00	49,948.66	1.38 %
4000-110 FICA	465.00	3,096.81	0.09 %
4000-111 Medicare	108.75	724.25	0.02 %
4000-113 Retirement Contributions	725.25	4,763.95	0.13 %
4000-200 Attorney Fees		3,644.50	
4000-203 Professional Services		26,494.95	
4000-203-1 Accounting	375.00	3,655.81	0.07 %
4000-204 BEDC Coordinator	6,619.13	58,926.63	1.22 %
4000-205 Webmaster/Website	75.96	2,326.70	0.01 %
4000-206 Information Technology Services	135.00	702.67	0.02 %
4000-301 Office Supplies	33.58	2,657.67	0.01 %
4000-302 Forms & Statements		120.70	
4000-311 Dues & Subscriptions		2,480.00	
4000-312 Interest paid		21.96	
4000-505 Travel & Training		2,464.91	
4000-507 Bank Charges	89.02	357.07	0.02 %
4000-507-2 Office expenses			
4000-507-1 Bank fees & service charges	9.02	146.20	0.00 %
Total 4000-507-2 Office expenses	9.02	146.20	0.00 %
4000-508 Cellular Phone/Tablets	99.27	868.27	0.02 %
4000-509 Telephone		1,039.86	
4000-510 Utility Expense		1,080.00	
4000-512 Advertising & Promotion		1,281.00	
4000-516 Office Space Rental		1,500.00	
4000-517 Administrative Services	57.50	648.40	0.01 %
4000-614 Beautification	263,302.31	668,546.33	48.40 %
4000-615 City Parks Project		346,405.98	
Ask My Accountant	2,442.34	3,013.49	0.45 %
Total Expenditures	\$282,037.13	\$1,186,916.77	51.85 %
NET OPERATING REVENUE	\$261,952.68	\$-398,184.33	48.15 %
NET REVENUE	\$261,952.68	\$-398,184.33	48.15 %

#4 C2

June 2023
Brookshire Budget v Actuals

	Sep 2022			
	Actual	Budget	over Budget	% of Budget
Revenue				
305 Sales Tax	167,545.23	66,666.67	100,878.56	251.32%
364 Interest Earned	431.43	141.67	289.76	304.53%
372 Undesignated Funds		104,166.67	-104,166.67	0.00%
Total Revenue	\$ 167,976.66	\$ 170,975.01	-\$ 2,998.35	98.25%
Gross Profit	\$ 167,976.66	\$ 170,975.01	-\$ 2,998.35	98.25%
Expenditures				
4000-100 Salaries	2,319.59	5,416.67	-3,097.08	42.82%
4000-110 FICA	143.81	335.83	-192.02	42.82%
4000-111 Medicare	33.63	78.58	-44.95	42.80%
4000-113 Retirement Contributions		541.67	-541.67	0.00%
4000-114 Health Insurance		841.67	-841.67	0.00%
4000-200 Attorney Fees	1,868.50	1,666.67	201.83	112.11%
4000-202 Audit Fees		500.00	-500.00	0.00%
4000-203 Professional Services		2,500.00	-2,500.00	0.00%
4000-203-1 Accounting		441.67	-441.67	0.00%
4000-204 BEDC Coordinator	6,097.47	5,407.50	689.97	112.76%
4000-205 Webmaster/Website	177.09	266.67	-89.58	66.41%
4000-206 Information Technology Services	140.39	416.67	-276.28	33.69%
4000-301 Office Supplies	615.47	250.00	365.47	246.19%
4000-302 Forms & Statements			0.00	
4000-311 Dues & Subscriptions		208.33	-208.33	0.00%
4000-312 Interest paid			0.00	
4000-400 Building & Maintenance		83.33	-83.33	0.00%
4000-401 Equipment Maintenance		83.33	-83.33	0.00%
4000-505 Travel & Training	1,307.12	1,250.00	57.12	104.57%
4000-507 Bank Charges	10.35	20.83	-10.48	49.69%
4000-507-2 Office expenses			0.00	
4000-507-1 Bank fees & service charges			0.00	
Total 4000-507-2 Office expenses	\$ 0.00	\$ 0.00	\$ 0.00	
4000-508 Cellular Phone/Tablets		125.00	-125.00	0.00%
4000-509 Telephone		108.33	-108.33	0.00%
4000-510 Utility Expense	432.00	216.67	215.33	199.38%
4000-511 Internet Expense		100.00	-100.00	0.00%
4000-512 Advertising & Promotion		2,166.67	-2,166.67	0.00%
4000-516 Office Space Rental	600.00	300.00	300.00	200.00%
4000-517 Administrative Services			0.00	
4000-614 Beautifucation		62,500.00	-62,500.00	0.00%
4000-615 City Parks Project	346,405.98	56,666.67	289,739.31	611.30%
4000-617 Facilities/Infrastructure Project		16,666.67	-16,666.67	0.00%

#4 C2

4000-624 380 Tax Incentives		3,333.33	-3,333.33	0.00%
4000-625 Business Incentive		250.00	-250.00	0.00%
Ask My Accountant		571.15	571.15	
Total Expenditures	\$ 360,722.55	\$ 162,742.76	\$ 197,979.79	221.65%
Net Operating Revenue	-\$ 192,745.89	\$ 8,232.25	-\$ 200,978.14	-2341.35%
Net Revenue	-\$ 192,745.89	\$ 8,232.25	-\$ 200,978.14	-2341.35%

#4 C2

Oct 2022				Nov 2022			
Actual	Budget	over Budget	% of Budget	Actual	Budget	over Budget	% of Budget
	66,666.67	-66,666.67	0.00%		66,666.67	-66,666.67	0.00%
433.77	141.67	292.10	306.18%	480.20	141.67	338.53	338.96%
	104,166.67	-104,166.67	0.00%		104,166.67	-104,166.67	0.00%
\$ 433.77	\$ 170,975.01	-\$ 170,541.24	0.25%	\$ 480.20	\$ 170,975.01	-\$ 170,494.81	0.28%
\$ 433.77	\$ 170,975.01	-\$ 170,541.24	0.25%	\$ 480.20	\$ 170,975.01	-\$ 170,494.81	0.28%
5,000.00	5,416.67	-416.67	92.31%	2,570.31	5,416.67	-2,846.36	47.45%
310.00	335.83	-25.83	92.31%	159.36	335.83	-176.47	47.45%
72.50	78.58	-6.08	92.26%	37.27	78.58	-41.31	47.43%
	541.67	-541.67	0.00%		541.67	-541.67	0.00%
	841.67	-841.67	0.00%		841.67	-841.67	0.00%
499.50	1,666.67	-1,167.17	29.97%		1,666.67	-1,666.67	0.00%
	500.00	-500.00	0.00%		500.00	-500.00	0.00%
	2,500.00	-2,500.00	0.00%		2,500.00	-2,500.00	0.00%
375.00	441.67	-66.67	84.91%	750.00	441.67	308.33	169.81%
5,418.80	5,407.50	11.30	100.21%	5,407.50	5,407.50	0.00	100.00%
188.77	266.67	-77.90	70.79%	303.32	266.67	36.65	113.74%
	416.67	-416.67	0.00%		416.67	-416.67	0.00%
	250.00	-250.00	0.00%		250.00	-250.00	0.00%
120.70		120.70				0.00	
	208.33	-208.33	0.00%		208.33	-208.33	0.00%
		0.00				0.00	
	83.33	-83.33	0.00%		83.33	-83.33	0.00%
	83.33	-83.33	0.00%		83.33	-83.33	0.00%
1,002.92	1,250.00	-247.08	80.23%		1,250.00	-1,250.00	0.00%
16.60	20.83	-4.23	79.69%	10.20	20.83	-10.63	48.97%
		0.00				0.00	
		0.00				0.00	
\$ 0.00	\$ 0.00	\$ 0.00		\$ 0.00	\$ 0.00	\$ 0.00	
185.57	125.00	60.57	148.46%		125.00	-125.00	0.00%
	108.33	-108.33	0.00%	1,039.86	108.33	931.53	959.90%
216.00	216.67	-0.67	99.69%	216.00	216.67	-0.67	99.69%
	100.00	-100.00	0.00%		100.00	-100.00	0.00%
	2,166.67	-2,166.67	0.00%		2,166.67	-2,166.67	0.00%
300.00	300.00	0.00	100.00%	300.00	300.00	0.00	100.00%
136.65		136.65		55.80		55.80	
32,954.35	62,500.00	-29,545.65	52.73%	17,658.18	62,500.00	-44,841.82	28.25%
	56,666.67	-56,666.67	0.00%		56,666.67	-56,666.67	0.00%
	16,666.67	-16,666.67	0.00%		16,666.67	-16,666.67	0.00%

#4 C2

3,333.33	-3,333.33	0.00%	3,333.33	-3,333.33	0.00%
250.00	-250.00	0.00%	250.00	-250.00	0.00%
	0.00			0.00	

\$ 46,797.36	\$ 162,742.76	-\$ 115,945.40	28.76%	\$ 28,507.80	\$ 162,742.76	-\$ 134,234.96	17.52%
-\$ 46,363.59	\$ 8,232.25	-\$ 54,595.84	-563.19%	-\$ 28,027.60	\$ 8,232.25	-\$ 36,259.85	-340.46%
-\$ 46,363.59	\$ 8,232.25	-\$ 54,595.84	-563.19%	-\$ 28,027.60	\$ 8,232.25	-\$ 36,259.85	-340.46%

#4 C2

Dec 2022				Jan 2023			% of Budget
Actual	Budget	over Budget	% of Budget	Actual	Budget	over Budget	
	66,666.67	-66,666.67	0.00%	72,299.60	66,666.67	5,632.93	108.45%
530.35	141.67	388.68	374.36%	542.82	141.67	401.15	383.16%
	104,166.67	-104,166.67	0.00%		104,166.67	-104,166.67	0.00%
\$ 530.35	\$ 170,975.01	-\$ 170,444.66	0.31%	\$ 72,842.42	\$ 170,975.01	-\$ 98,132.59	42.60%
\$ 530.35	\$ 170,975.01	-\$ 170,444.66	0.31%	\$ 72,842.42	\$ 170,975.01	-\$ 98,132.59	42.60%
7,500.00	5,416.67	2,083.33	138.46%	5,058.75	5,416.67	-357.92	93.39%
465.00	335.83	129.17	138.46%	313.64	335.83	-22.19	93.39%
108.75	78.58	30.17	138.39%	73.35	78.58	-5.23	93.34%
1,615.52	541.67	1,073.85	298.25%	489.18	541.67	-52.49	90.31%
	841.67	-841.67	0.00%		841.67	-841.67	0.00%
370.00	1,666.67	-1,296.67	22.20%		1,666.67	-1,666.67	0.00%
	500.00	-500.00	0.00%		500.00	-500.00	0.00%
5,520.00	2,500.00	3,020.00	220.80%		2,500.00	-2,500.00	0.00%
375.00	441.67	-66.67	84.91%	140.45	441.67	-301.22	31.80%
5,407.50	5,407.50	0.00	100.00%	5,407.50	5,407.50	0.00	100.00%
865.05	266.67	598.38	324.39%	133.44	266.67	-133.23	50.04%
	416.67	-416.67	0.00%		416.67	-416.67	0.00%
483.59	250.00	233.59	193.44%		250.00	-250.00	0.00%
		0.00				0.00	
280.00	208.33	71.67	134.40%	2,000.00	208.33	1,791.67	960.02%
11.49		11.49		10.47		10.47	
	83.33	-83.33	0.00%		83.33	-83.33	0.00%
	83.33	-83.33	0.00%		83.33	-83.33	0.00%
	1,250.00	-1,250.00	0.00%	54.87	1,250.00	-1,195.13	4.39%
11.10	20.83	-9.73	53.29%	10.50	20.83	-10.33	50.41%
		0.00				0.00	
39.00		39.00				0.00	
\$ 39.00	\$ 0.00	\$ 39.00		\$ 0.00	\$ 0.00	\$ 0.00	
92.64	125.00	-32.36	74.11%	92.97	125.00	-32.03	74.38%
	108.33	-108.33	0.00%		108.33	-108.33	0.00%
216.00	216.67	-0.67	99.69%		216.67	-216.67	0.00%
	100.00	-100.00	0.00%		100.00	-100.00	0.00%
	2,166.67	-2,166.67	0.00%		2,166.67	-2,166.67	0.00%
300.00	1.00	299.00	30000.00%		0.00	0.00	
55.80		55.80		83.90		83.90	
11,367.52	62,500.00	-51,132.48	18.19%		62,500.00	-62,500.00	0.00%
	56,666.67	-56,666.67	0.00%		56,666.67	-56,666.67	0.00%
	16,666.67	-16,666.67	0.00%		16,666.67	-16,666.67	0.00%

#4 C2

	3,333.33	-3,333.33	0.00%		3,333.33	-3,333.33	0.00%	
	250.00	-250.00	0.00%		250.00	-250.00	0.00%	
		0.00				0.00		
\$	35,083.96	\$ 162,443.76	-\$ 127,359.80	21.60%	\$ 13,869.02	\$ 162,442.76	-\$ 148,573.74	8.54%
-\$	34,553.61	\$ 8,531.25	-\$ 43,084.86	-405.02%	\$ 58,973.40	\$ 8,532.25	\$ 50,441.15	691.18%
-\$	34,553.61	\$ 8,531.25	-\$ 43,084.86	-405.02%	\$ 58,973.40	\$ 8,532.25	\$ 50,441.15	691.18%

Brookshire Economic Development Corporation
Budget vs. Actuals: 2022-2023 Budget - Real one - FY23 P&L
 September 2022 - August 2023

Feb 2023				Mar 2023			
Actual	Budget	over Budget	% of Budget	Actual	Budget	over Budget	% of Budget
	66,666.67	-66,666.67	0.00%		66,666.67	-66,666.67	0.00%
581.15	141.67	439.48	410.21%	654.24	141.67	512.57	461.81%
	104,166.67	-104,166.67	0.00%		104,166.67	-104,166.67	0.00%
\$ 581.15	\$ 170,975.01	-\$ 170,393.86	0.34%	\$ 654.24	\$ 170,975.01	-\$ 170,320.77	0.38%
\$ 581.15	\$ 170,975.01	-\$ 170,393.86	0.34%	\$ 654.24	\$ 170,975.01	-\$ 170,320.77	0.38%
5,000.00	5,416.67	-416.67	92.31%	5,000.00	5,416.67	-416.67	92.31%
310.00	335.83	-25.83	92.31%	310.00	335.83	-25.83	92.31%
72.50	78.58	-6.08	92.26%	72.50	78.58	-6.08	92.26%
483.50	541.67	-58.17	89.26%	483.50	541.67	-58.17	89.26%
	841.67	-841.67	0.00%		841.67	-841.67	0.00%
	1,666.67	-1,666.67	0.00%	296.00	1,666.67	-1,370.67	17.76%
	500.00	-500.00	0.00%		500.00	-500.00	0.00%
5,640.00	2,500.00	3,140.00	225.60%	750.00	2,500.00	-1,750.00	30.00%
375.00	441.67	-66.67	84.91%	515.36	441.67	73.69	116.68%
5,832.45	5,407.50	424.95	107.86%	6,457.41	5,407.50	1,049.91	119.42%
303.32	266.67	36.65	113.74%	65.05	266.67	-201.62	24.39%
	416.67	-416.67	0.00%	146.14	416.67	-270.53	35.07%
924.96	250.00	674.96	369.98%		250.00	-250.00	0.00%
		0.00				0.00	
	208.33	-208.33	0.00%		208.33	-208.33	0.00%
		0.00				0.00	
	83.33	-83.33	0.00%		83.33	-83.33	0.00%
	83.33	-83.33	0.00%		83.33	-83.33	0.00%
	1,250.00	-1,250.00	0.00%	100.00	1,250.00	-1,150.00	8.00%
15.45	20.83	-5.38	74.17%	11.10	20.83	-9.73	53.29%
		0.00				0.00	
6.34		6.34				0.00	
\$ 6.34	\$ 0.00	\$ 6.34		\$ 0.00	\$ 0.00	\$ 0.00	
99.64	125.00	-25.36	79.71%	99.64	125.00	-25.36	79.71%
	108.33	-108.33	0.00%		108.33	-108.33	0.00%
	216.67	-216.67	0.00%		216.67	-216.67	0.00%
	100.00	-100.00	0.00%		100.00	-100.00	0.00%
133.00	2,166.67	-2,033.67	6.14%	1,000.00	2,166.67	-1,166.67	46.15%
	0.00	0.00			0.00	0.00	
57.50		57.50		86.25		86.25	
	62,500.00	-62,500.00	0.00%	109,419.50	62,500.00	46,919.50	175.07%
	56,666.67	-56,666.67	0.00%		56,666.67	-56,666.67	0.00%
	16,666.67	-16,666.67	0.00%		16,666.67	-16,666.67	0.00%

#4 C2

	3,333.33	-3,333.33	0.00%		3,333.33	-3,333.33	0.00%	
	250.00	-250.00	0.00%		250.00	-250.00	0.00%	
		0.00				0.00		
\$	19,253.66	\$ 162,442.76	-\$ 143,189.10	11.85%	\$ 124,812.45	\$ 162,442.76	-\$ 37,630.31	76.83%
-\$	18,672.51	\$ 8,532.25	-\$ 27,204.76	-218.85%	-\$ 124,158.21	\$ 8,532.25	-\$ 132,690.46	-1455.16%
-\$	18,672.51	\$ 8,532.25	-\$ 27,204.76	-218.85%	-\$ 124,158.21	\$ 8,532.25	-\$ 132,690.46	-1455.16%

Monday, Jul 24, 2023 06:09:01 AM GMT-7 - Accrual Basis

#4 C2

Apr 2023				May 2023			
Actual	Budget	over Budget	% of Budget	Actual	Budget	over Budget	% of Budget
	66,666.67	-66,666.67	0.00%		66,666.67	-66,666.67	0.00%
641.15	141.67	499.48	452.57%	602.69	141.67	461.02	425.42%
	104,166.67	-104,166.67	0.00%		104,166.67	-104,166.67	0.00%
\$ 641.15	\$ 170,975.01	-\$ 170,333.86	0.37%	\$ 602.69	\$ 170,975.01	-\$ 170,372.32	0.35%
\$ 641.15	\$ 170,975.01	-\$ 170,333.86	0.37%	\$ 602.69	\$ 170,975.01	-\$ 170,372.32	0.35%
5,000.00	5,416.67	-416.67	92.31%	5,000.01	5,416.67	-416.66	92.31%
310.00	335.83	-25.83	92.31%	310.00	335.83	-25.83	92.31%
72.50	78.58	-6.08	92.26%	72.50	78.58	-6.08	92.26%
483.50	541.67	-58.17	89.26%	483.50	541.67	-58.17	89.26%
	841.67	-841.67	0.00%		841.67	-841.67	0.00%
	1,666.67	-1,666.67	0.00%	610.50	1,666.67	-1,056.17	36.63%
	500.00	-500.00	0.00%		500.00	-500.00	0.00%
8,195.00	2,500.00	5,695.00	327.80%	6,389.95	2,500.00	3,889.95	255.60%
375.00	441.67	-66.67	84.91%	375.00	441.67	-66.67	84.91%
6,166.68	5,407.50	759.18	114.04%	6,112.19	5,407.50	704.69	113.03%
133.73	266.67	-132.94	50.15%	80.97	266.67	-185.70	30.36%
146.14	416.67	-270.53	35.07%	135.00	416.67	-281.67	32.40%
165.99	250.00	-84.01	66.40%	434.08	250.00	184.08	173.63%
	0.00	0.00			0.00	0.00	
	208.33	-208.33	0.00%	200.00	208.33	-8.33	96.00%
	0.00	0.00			0.00	0.00	
	83.33	-83.33	0.00%		83.33	-83.33	0.00%
	83.33	-83.33	0.00%		83.33	-83.33	0.00%
	1,250.00	-1,250.00	0.00%		1,250.00	-1,250.00	0.00%
141.05	20.83	120.22	677.15%	41.70	20.83	20.87	200.19%
	0.00	0.00			0.00	0.00	
43.05		43.05		48.79		48.79	
\$ 43.05	\$ 0.00	\$ 43.05		\$ 48.79	\$ 0.00	\$ 48.79	
99.27	125.00	-25.73	79.42%	99.27	125.00	-25.73	79.42%
	108.33	-108.33	0.00%		108.33	-108.33	0.00%
	216.67	-216.67	0.00%		216.67	-216.67	0.00%
	100.00	-100.00	0.00%		100.00	-100.00	0.00%
148.00	2,166.67	-2,018.67	6.83%		2,166.67	-2,166.67	0.00%
	0.00	0.00			0.00	0.00	
57.50		57.50		57.50		57.50	
117,387.37	62,500.00	54,887.37	187.82%	116,457.10	62,500.00	53,957.10	186.33%
	56,666.67	-56,666.67	0.00%		56,666.67	-56,666.67	0.00%
	16,666.67	-16,666.67	0.00%		16,666.67	-16,666.67	0.00%

#4 C2

	3,333.33	-3,333.33	0.00%		3,333.33	-3,333.33	0.00%	
	250.00	-250.00	0.00%		250.00	-250.00	0.00%	
		0.00				0.00		
\$	138,924.78	\$ 162,442.76	-\$ 23,517.98	85.52%	\$ 136,908.06	\$ 162,442.76	-\$ 25,534.70	84.28%
-\$	138,283.63	\$ 8,532.25	-\$ 146,815.88	-1620.72%	-\$ 136,305.37	\$ 8,532.25	-\$ 144,837.62	-1597.53%
-\$	138,283.63	\$ 8,532.25	-\$ 146,815.88	-1620.72%	-\$ 136,305.37	\$ 8,532.25	-\$ 144,837.62	-1597.53%

#4 C2

Jun 2023				Jul 2023				
Actual	Budget	over Budget	% of Budget	Actual	Budget	over Budget	% of Budget	Actual
543,482.74	66,666.67	476,816.07	815.22%		66,666.67	-66,666.67	0.00%	
507.07	141.67	365.40	357.92%		141.67	-141.67	0.00%	
	104,166.67	-104,166.67	0.00%		104,166.67	-104,166.67	0.00%	
\$ 543,989.81	\$ 170,975.01	\$ 373,014.80	318.17%	\$ 0.00	\$ 170,975.01	-\$ 170,975.01	0.00%	\$ 0.00
\$ 543,989.81	\$ 170,975.01	\$ 373,014.80	318.17%	\$ 0.00	\$ 170,975.01	-\$ 170,975.01	0.00%	\$ 0.00
7,500.00	5,416.67	2,083.33	138.46%		5,416.67	-5,416.67	0.00%	
465.00	335.83	129.17	138.46%		335.83	-335.83	0.00%	
108.75	78.58	30.17	138.39%		78.58	-78.58	0.00%	
725.25	541.67	183.58	133.89%		541.67	-541.67	0.00%	
	841.67	-841.67	0.00%		841.67	-841.67	0.00%	
	1,666.67	-1,666.67	0.00%	851.00	1,666.67	-815.67	51.06%	
	500.00	-500.00	0.00%		500.00	-500.00	0.00%	
	2,500.00	-2,500.00	0.00%		2,500.00	-2,500.00	0.00%	
375.00	441.67	-66.67	84.91%	375.00	441.67	-66.67	84.91%	
6,619.13	5,407.50	1,211.63	122.41%		5,407.50	-5,407.50	0.00%	
75.96	266.67	-190.71	28.48%		266.67	-266.67	0.00%	
135.00	416.67	-281.67	32.40%	135.00	416.67	-281.67	32.40%	
33.58	250.00	-216.42	13.43%		250.00	-250.00	0.00%	
		0.00				0.00		
	208.33	-208.33	0.00%		208.33	-208.33	0.00%	
		0.00				0.00		
	83.33	-83.33	0.00%		83.33	-83.33	0.00%	
	83.33	-83.33	0.00%		83.33	-83.33	0.00%	
	1,250.00	-1,250.00	0.00%		1,250.00	-1,250.00	0.00%	
89.02	20.83	68.19	427.36%		20.83	-20.83	0.00%	
		0.00				0.00		
9.02		9.02				0.00		
\$ 9.02	\$ 0.00	\$ 9.02		\$ 0.00	\$ 0.00	\$ 0.00		\$ 0.00
99.27	125.00	-25.73	79.42%		125.00	-125.00	0.00%	
	108.33	-108.33	0.00%		108.33	-108.33	0.00%	
	216.67	-216.67	0.00%		216.67	-216.67	0.00%	
	100.00	-100.00	0.00%		100.00	-100.00	0.00%	
	2,166.67	-2,166.67	0.00%		2,166.67	-2,166.67	0.00%	
	0.00	0.00			0.00	0.00		
57.50		57.50		28.75		28.75		
263,302.31	62,500.00	200,802.31	421.28%		62,500.00	-62,500.00	0.00%	
	56,666.67	-56,666.67	0.00%		56,666.67	-56,666.67	0.00%	
	16,666.67	-16,666.67	0.00%		16,666.67	-16,666.67	0.00%	

#4 C2

	3,333.33	-3,333.33	0.00%		3,333.33	-3,333.33	0.00%		
	250.00	-250.00	0.00%		250.00	-250.00	0.00%		
	2,442.34	2,442.34				0.00			
	\$ 282,037.13	\$ 162,442.76	\$ 119,594.37	173.62%	\$ 1,389.75	\$ 162,442.76	-\$ 161,053.01	0.86%	\$ 0.00
	\$ 261,952.68	\$ 8,532.25	\$ 253,420.43	3070.15%	-\$ 1,389.75	\$ 8,532.25	-\$ 9,922.00	-16.29%	\$ 0.00
	\$ 261,952.68	\$ 8,532.25	\$ 253,420.43	3070.15%	-\$ 1,389.75	\$ 8,532.25	-\$ 9,922.00	-16.29%	\$ 0.00

#4 C2

Aug 2023			Total			
Budget	over Budget	% of Budget	Actual	Budget	over Budget	% of Budget
66,666.63	-66,666.63	0.00%	783,327.57	800,000.00	-16,672.43	97.92%
141.63	-141.63	0.00%	5,404.87	1,700.00	3,704.87	317.93%
104,166.63	-104,166.63	0.00%	0.00	1,250,000.00	-1,250,000.00	0.00%
\$ 170,974.89	-\$ 170,974.89	0.00%	\$ 788,732.44	\$ 2,051,700.00	-\$ 1,262,967.56	38.44%
\$ 170,974.89	-\$ 170,974.89	0.00%	\$ 788,732.44	\$ 2,051,700.00	-\$ 1,262,967.56	38.44%
5,416.63	-5,416.63	0.00%	49,948.66	65,000.00	-15,051.34	76.84%
335.87	-335.87	0.00%	3,096.81	4,030.00	-933.19	76.84%
78.62	-78.62	0.00%	724.25	943.00	-218.75	76.80%
541.63	-541.63	0.00%	4,763.95	6,500.00	-1,736.05	73.29%
841.63	-841.63	0.00%	0.00	10,100.00	-10,100.00	0.00%
1,666.63	-1,666.63	0.00%	4,495.50	20,000.00	-15,504.50	22.48%
500.00	-500.00	0.00%	0.00	6,000.00	-6,000.00	0.00%
2,500.00	-2,500.00	0.00%	26,494.95	30,000.00	-3,505.05	88.32%
441.63	-441.63	0.00%	4,030.81	5,300.00	-1,269.19	76.05%
5,407.50	-5,407.50	0.00%	58,926.63	64,890.00	-5,963.37	90.81%
266.63	-266.63	0.00%	2,326.70	3,200.00	-873.30	72.71%
416.63	-416.63	0.00%	837.67	5,000.00	-4,162.33	16.75%
250.00	-250.00	0.00%	2,657.67	3,000.00	-342.33	88.59%
	0.00		120.70	0.00	120.70	
208.37	-208.37	0.00%	2,480.00	2,500.00	-20.00	99.20%
	0.00		21.96	0.00	21.96	
83.37	-83.37	0.00%	0.00	1,000.00	-1,000.00	0.00%
83.37	-83.37	0.00%	0.00	1,000.00	-1,000.00	0.00%
1,250.00	-1,250.00	0.00%	2,464.91	15,000.00	-12,535.09	16.43%
20.87	-20.87	0.00%	357.07	250.00	107.07	142.83%
	0.00		0.00	0.00	0.00	
	0.00		146.20	0.00	146.20	
\$ 0.00	\$ 0.00		\$ 146.20	\$ 0.00	\$ 146.20	
125.00	-125.00	0.00%	868.27	1,500.00	-631.73	57.88%
108.37	-108.37	0.00%	1,039.86	1,300.00	-260.14	79.99%
216.63	-216.63	0.00%	1,080.00	2,600.00	-1,520.00	41.54%
100.00	-100.00	0.00%	0.00	1,200.00	-1,200.00	0.00%
2,166.63	-2,166.63	0.00%	1,281.00	26,000.00	-24,719.00	4.93%
0.00	0.00		1,500.00	901.00	599.00	166.48%
	0.00		677.15	0.00	677.15	
62,500.00	-62,500.00	0.00%	668,546.33	750,000.00	-81,453.67	89.14%
56,666.63	-56,666.63	0.00%	346,405.98	680,000.00	-333,594.02	50.94%
16,666.63	-16,666.63	0.00%	0.00	200,000.00	-200,000.00	0.00%

#4 C2

3,333.37	-3,333.37	0.00%	0.00	40,000.00	-40,000.00	0.00%
250.00	-250.00	0.00%	0.00	3,000.00	-3,000.00	0.00%
	0.00		3,013.49	0.00	3,013.49	
\$ 162,442.64	-\$ 162,442.64	0.00%	\$ 1,188,306.52	\$ 1,950,214.00	-\$ 761,907.48	60.93%
\$ 8,532.25	-\$ 8,532.25	0.00%	-\$ 399,574.08	\$ 101,486.00	-\$ 501,060.08	-393.72%
\$ 8,532.25	-\$ 8,532.25	0.00%	-\$ 399,574.08	\$ 101,486.00	-\$ 501,060.08	-393.72%

June 2023
Brookshire General Ledger

#4 C2

Wells Fargo 3848

<u>Date</u>	<u>Transaction Type</u>
Beginning Balance	
06/12/2023	Expenditure
06/14/2023	Bill Payment (Check)
06/14/2023	Bill Payment (Check)
06/14/2023	Bill Payment (Check)
06/14/2023	Bill Payment (Check)
06/14/2023	Bill Payment (Check)
06/28/2023	Bill Payment (Check)
06/28/2023	Bill Payment (Check)
06/28/2023	Bill Payment (Check)
06/28/2023	Bill Payment (Check)
06/28/2023	Bill Payment (Check)
06/28/2023	Bill Payment (Check)
06/28/2023	Bill Payment (Check)
06/28/2023	Bill Payment (Check)
06/28/2023	Bill Payment (Check)
06/28/2023	Deposit
06/30/2023	Deposit

Total for Wells Fargo 3848

Accounts Payable (A/P)

Beginning Balance	
06/01/2023	Bill
06/01/2023	Bill
06/05/2023	Bill
06/05/2023	Bill
06/07/2023	Bill
06/07/2023	Bill
06/07/2023	Bill
06/13/2023	Bill
06/14/2023	Bill Payment (Check)
06/14/2023	Bill Payment (Check)
06/14/2023	Bill
06/14/2023	Bill Payment (Check)
06/14/2023	Bill Payment (Check)
06/14/2023	Bill Payment (Check)
06/16/2023	Bill
06/19/2023	Bill
06/19/2023	Bill
06/26/2023	Bill
06/28/2023	Bill Payment (Check)

#4 C2

	06/28/2023	Bill Payment (Check)
	06/28/2023	Bill Payment (Check)
	06/28/2023	Bill Payment (Check)
	06/28/2023	Bill Payment (Check)
	06/28/2023	Bill Payment (Check)
	06/28/2023	Bill Payment (Check)
	06/28/2023	Bill Payment (Check)
	06/30/2023	Bill
Total for Accounts Payable (A/P)		
Retained Earnings		
	Beginning Balance	
Total for Retained Earnings		
305 Sales Tax		
	Beginning Balance	
	06/28/2023	Deposit
Total for 305 Sales Tax		
364 Interest Earned		
	Beginning Balance	
	06/30/2023	Deposit
Total for 364 Interest Earned		
4000-100 Salaries		
	Beginning Balance	
	06/05/2023	Bill
	06/16/2023	Bill
	06/30/2023	Bill
Total for 4000-100 Salaries		
4000-110 FICA		
	Beginning Balance	
	06/05/2023	Bill
	06/16/2023	Bill
	06/30/2023	Bill
Total for 4000-110 FICA		
4000-111 Medicare		
	Beginning Balance	
	06/05/2023	Bill
	06/16/2023	Bill
	06/30/2023	Bill
Total for 4000-111 Medicare		
4000-113 Retirement Contributions		
	Beginning Balance	
	06/05/2023	Bill
	06/16/2023	Bill
	06/30/2023	Bill
Total for 4000-113 Retirement Contributions		
4000-200 Attorney Fees		
	Beginning Balance	
Total for 4000-200 Attorney Fees		

#4 C2

4000-203 Professional Services	Beginning Balance	
Total for 4000-203 Professional Services		
4000-203-1 Accounting	Beginning Balance	
	06/01/2023	Bill
Total for 4000-203-1 Accounting		
4000-204 BEDC Coordinator	Beginning Balance	
	06/19/2023	Bill
Total for 4000-204 BEDC Coordinator		
4000-205 Webmaster/Website	Beginning Balance	
	06/07/2023	Bill
	06/07/2023	Bill
	06/07/2023	Bill
Total for 4000-205 Webmaster/Website		
4000-206 Information Technology Services	Beginning Balance	
	06/01/2023	Bill
Total for 4000-206 Information Technology Services		
4000-301 Office Supplies	Beginning Balance	
	06/13/2023	Bill
	06/13/2023	Bill
Total for 4000-301 Office Supplies		
4000-302 Forms & Statements	Beginning Balance	
Total for 4000-302 Forms & Statements		
4000-311 Dues & Subscriptions	Beginning Balance	
Total for 4000-311 Dues & Subscriptions		
4000-312 Interest paid	Beginning Balance	
Total for 4000-312 Interest paid		
4000-505 Travel & Training	Beginning Balance	
Total for 4000-505 Travel & Training		
4000-507 Bank Charges	Beginning Balance	
	06/07/2023	Bill
	06/07/2023	Bill
	06/12/2023	Expenditure
Total for 4000-507 Bank Charges		

#4 C2

4000-507-2 Office expenses

4000-507-1 Bank fees & service charges

Beginning Balance

06/07/2023

Bill

Total for 4000-507-1 Bank fees & service charges

Total for 4000-507-2 Office expenses

4000-508 Cellular Phone/Tablets

Beginning Balance

06/07/2023

Bill

Total for 4000-508 Cellular Phone/Tablets

4000-509 Telephone

Beginning Balance

Total for 4000-509 Telephone

4000-510 Utility Expense

Beginning Balance

Total for 4000-510 Utility Expense

4000-512 Advertising & Promotion

Beginning Balance

Total for 4000-512 Advertising & Promotion

4000-516 Office Space Rental

Beginning Balance

Total for 4000-516 Office Space Rental

4000-517 Administrative Services

Beginning Balance

06/05/2023

Bill

06/14/2023

Bill

Total for 4000-517 Administrative Services

4000-614 Beautifucation

Beginning Balance

06/19/2023

Bill

06/19/2023

Bill

06/19/2023

Bill

06/26/2023

Bill

Total for 4000-614 Beautifucation

4000-615 City Parks Project

Beginning Balance

Total for 4000-615 City Parks Project

Ask My Accountant

Beginning Balance

06/07/2023

Bill

Total for Ask My Accountant

Brookshire Economic Development Corpora
General Ledger
 June 2023

Num	Adj	Name
	No	Wells Fargo
9146	No	Wells Fargo
9147	No	Sprint
9143	No	Synetek Solutions
9144	No	City of Brookshire
9145	No	Gundersons Bookkeeping
9153	No	Lasker and Son Lawn Service
9154	No	Gundersons Bookkeeping
9148	No	Lasker and Son Lawn Service
9149	No	City of Brookshire
9150	No	Mike Barnes Group Inc.
9151	No	Gundersons Bookkeeping
9152	No	Quill LLC
9155	No	Kraftsman Commercial Playgrounds & Water Parks
	No	
INTEREST	No	
23658	No	Synetek Solutions
4774	No	Gundersons Bookkeeping
6.5.23	No	City of Brookshire
4803	No	Gundersons Bookkeeping
4856200361298139	No	Wells Fargo
702321313-258	No	Sprint
4856200361320230	No	Wells Fargo
32993080	No	Quill LLC
9143	No	Synetek Solutions
9147	No	Sprint
4809	No	Gundersons Bookkeeping
9146	No	Wells Fargo
9145	No	Gundersons Bookkeeping
9144	No	City of Brookshire
6.16.23	No	City of Brookshire
6.19.23	No	Lasker and Son Lawn Service
6.19.23	No	Mike Barnes Group Inc.
39210	No	Kraftsman Commercial Playgrounds & Water Parks
9150	No	Mike Barnes Group Inc.

#4 C2

9151	No	Gundersons Bookkeeping
9152	No	Quill LLC
9148	No	Lasker and Son Lawn Service
9154	No	Gundersons Bookkeeping
9153	No	Lasker and Son Lawn Service
9149	No	City of Brookshire
9155	No	Kraftsman Commercial Playgrounds & Water Parks
6.30.23	No	City of Brookshire

No

INTEREST No

6.5.23	No	City of Brookshire
6.16.23	No	City of Brookshire
6.30.23	No	City of Brookshire

6.5.23	No	City of Brookshire
6.16.23	No	City of Brookshire
6.30.23	No	City of Brookshire

6.5.23	No	City of Brookshire
6.16.23	No	City of Brookshire
6.30.23	No	City of Brookshire

6.5.23	No	City of Brookshire
6.16.23	No	City of Brookshire
6.30.23	No	City of Brookshire

#4 C2

4774 No Gundersons Bookkeeping

6.19.23 No Mike Barnes Group Inc.

4856200361298139 No Wells Fargo

4856200361298139 No Wells Fargo

4856200361298139 No Wells Fargo

23658 No Synetek Solutions

32993080 No Quill LLC

32993080 No Quill LLC

4856200361320230 No Wells Fargo

4856200361320230 No Wells Fargo

No Wells Fargo

#4 C2

4856200361298139 No Wells Fargo

702321313-258 No Sprint

4803 No Gundersons Bookkeeping

4809 No Gundersons Bookkeeping

6.19.23 No Lasker and Son Lawn Service

6.19.23 No Lasker and Son Lawn Service

6.19.23 No Lasker and Son Lawn Service

39210 No Kraftsman Commercial Playgrounds & Water Parks

4856200361320230 No Wells Fargo

ation

	Memo/Description	Split	Amount
	4000-507 Bank Charges		-11.10
	Accounts Payable (A/P)		-2,605.24
702321313	Accounts Payable (A/P)		-99.27
	Accounts Payable (A/P)		-135.00
	Accounts Payable (A/P)		-2,933.00
	Accounts Payable (A/P)		-28.75
	Accounts Payable (A/P)		-2,400.00
	Accounts Payable (A/P)		-375.00
	Accounts Payable (A/P)		-2,400.00
	Accounts Payable (A/P)		-2,933.00
	Accounts Payable (A/P)		-6,619.13
	Accounts Payable (A/P)		-28.75
	Accounts Payable (A/P)		-33.58
	Accounts Payable (A/P)		-260,902.31
	305 Sales Tax		543,482.74
Interest Earned	364 Interest Earned		507.07
			\$ 262,485.68
	4000-206 Information Technology Services		135.00
	4000-203-1 Accounting		375.00
	-Split-		2,933.00
	4000-517 Administrative Services		28.75
	-Split-		84.98
	4000-508 Cellular Phone/Tablets		99.27
	-Split-		2,520.26
	-Split-		33.58
	Wells Fargo 3848		-135.00
	Wells Fargo 3848		-99.27
	4000-517 Administrative Services		28.75
	Wells Fargo 3848		-2,605.24
	Wells Fargo 3848		-28.75
	Wells Fargo 3848		-2,933.00
	-Split-		2,933.00
	-Split-		2,400.00
	4000-204 BEDC Coordinator		6,619.13
	4000-614 Beautification		260,902.31
	Wells Fargo 3848		-6,619.13

#4 C2

Wells Fargo 3848	-28.75
Wells Fargo 3848	-33.58
Wells Fargo 3848	-2,400.00
Wells Fargo 3848	-375.00
Wells Fargo 3848	-2,400.00
Wells Fargo 3848	-2,933.00
Wells Fargo 3848	-260,902.31
-Split-	2,933.00
	<u>\$ 533.00</u>

Wells Fargo 3848	543,482.74
	<u>\$ 543,482.74</u>

Wells Fargo 3848	507.07
	<u>\$ 507.07</u>

Gross Wages - Pay Period Ending 6-5-23	Accounts Payable (A/P)	2,500.00
Gross Wages - Pay Period Ending 6-16-23	Accounts Payable (A/P)	2,500.00
Gross Wages - Pay Period Ending 6-16-23	Accounts Payable (A/P)	2,500.00
		<u>\$ 7,500.00</u>

Fica - Pay Period Ending 6-5-23	Accounts Payable (A/P)	155.00
Fica - Pay Period Ending 6-16-23	Accounts Payable (A/P)	155.00
Fica - Pay Period Ending 6-16-23	Accounts Payable (A/P)	155.00
		<u>\$ 465.00</u>

medicare - Pay Period Ending 6-5-23	Accounts Payable (A/P)	36.25
medicare - Pay Period Ending 6-16-23	Accounts Payable (A/P)	36.25
medicare - Pay Period Ending 6-16-23	Accounts Payable (A/P)	36.25
		<u>\$ 108.75</u>

ER Retirement Contributions = 9.67%	Accounts Payable (A/P)	241.75
ER Retirement Contributions = 9.67%	Accounts Payable (A/P)	241.75
ER Retirement Contributions = 9.67%	Accounts Payable (A/P)	241.75
		<u>\$ 725.25</u>

#4 C2

		<hr/>
	Accounts Payable (A/P)	375.00
		<hr/>
		\$ 375.00
	Accounts Payable (A/P)	6,619.13
		<hr/>
		\$ 6,619.13
1and1.com	Accounts Payable (A/P)	29.45
1and1.com	Accounts Payable (A/P)	37.24
1and1.com	Accounts Payable (A/P)	9.27
		<hr/>
		\$ 75.96
	Accounts Payable (A/P)	135.00
		<hr/>
		\$ 135.00
Tr Wall File Letter 1 Clear	Accounts Payable (A/P)	15.59
Stapler light touch 2-20 sht	Accounts Payable (A/P)	17.99
		<hr/>
		\$ 33.58
		<hr/>
		<hr/>
		<hr/>
Late Charge	Accounts Payable (A/P)	39.00
Finance Charge	Accounts Payable (A/P)	38.92
	Wells Fargo 3848	11.10
		<hr/>
		\$ 89.02

#4 C2

Finance Charge	Accounts Payable (A/P)	9.02
		<u>9.02</u>
		\$ 9.02

Accounts Payable (A/P)	99.27
	<u>99.27</u>
	\$ 99.27

Shipping Reimbursement - Mailing Checks 5-30-23	Accounts Payable (A/P)	28.75
Shipping Reimbursement - Mailing Checks 6/14/23	Accounts Payable (A/P)	28.75
		<u>57.50</u>
		\$ 57.50

Landscaping - Invoice 13386	Accounts Payable (A/P)	700.00
Highway 90 - Invoice 13384	Accounts Payable (A/P)	700.00
Landscaping - Invoice 13385	Accounts Payable (A/P)	1,000.00
Payment Application 4	Accounts Payable (A/P)	260,902.31
		<u>263,302.31</u>
		\$ 263,302.31

don't know what this is for	Accounts Payable (A/P)	2,442.34
		<u>2,442.34</u>
		\$ 2,442.34

#4 C2

Balance

532,201.57
532,190.47
529,585.23
529,485.96
529,350.96
526,417.96
526,389.21
523,989.21
523,614.21
521,214.21
518,281.21
511,662.08
511,633.33
511,599.75
250,697.44
794,180.18
794,687.25

2,025.00
2,160.00
2,535.00
5,468.00
5,496.75

5,581.73
5,681.00

8,201.26
8,234.84
8,099.84
8,000.57
8,029.32
5,424.08
5,395.33
2,462.33
5,395.33
7,795.33
14,414.46
275,316.77
268,697.64

#4 C2

268,668.89
268,635.31
266,235.31
265,860.31
263,460.31
260,527.31
-375.00
2,558.00

#####

239,844.83
783,327.57

4,897.80
5,404.87

42,448.66
44,948.66
47,448.66
49,948.66

2,631.81
2,786.81
2,941.81
3,096.81

615.50
651.75
688.00
724.25

4,038.70
4,280.45
4,522.20
4,763.95

3,644.50

#4 C2

26,494.95

3,280.81

3,655.81

52,307.50

58,926.63

2,250.74

2,280.19

2,317.43

2,326.70

567.67

702.67

2,624.09

2,639.68

2,657.67

120.70

2,480.00

21.96

2,464.91

268.05

307.05

345.97

357.07

#4 C2

137.18

146.20

769.00

868.27

1,039.86

1,080.00

1,281.00

1,500.00

590.90

619.65

648.40

405,244.02

405,944.02

406,644.02

407,644.02

668,546.33

346,405.98

571.15

3,013.49

#10 A

7.20.23

Brookshire EDC July 2023 Report Presented on July 20, 2023

Submitted by Mike Barnes Group,
Inc.



MBG
ECONOMIC DEVELOPMENT

Mike Barnes Group, Inc.
PO Box 1729
Blanco, TX. 78606-1729

#10 A



MBG
ECONOMIC DEVELOPMENT

6.15.23—Reviewed Project Phoenix Texas—did not meet specs; Forwarded Project Planet Tejas to Brookshire developer—no response

6.19.23—Continue to receive information regarding variances and rights of way—sent to appropriate parties

6.20.23—Sent Project Happy Cardinal to Brookshire developer—no response to date; received comments from out-of-state property owner on Brookshire property and its listing; Reviewed Project Creek Side—did not meet specs

6.21.23—Received Project Flight Forward—did not meet airport specs; received request from Twinwood Business Park; received information/request from Twinwood Business Park—I have asked repeatedly for an updated map identifying the current city boundaries and ETJ—not received

6.22.23—Reviewed Project Texas Vapor—did not meet specs; reviewed Project Pilot Manufacturing—did not meet specs; followed up with property owner and listing agent regarding Brookshire property

6.23.23—Communicated with project manager regarding expansion project in Brookshire

6.26. 23—received contact from project developer seeking information regarding Solomon St. update—I have no information; received follow up from developer regarding Otto St.

6.27.23—Followed up with Grantworks advising I am no longer point of contact for ARPA grants; Reviewed Project Mercury—did not have 900,000sf vacant building; reviewed LiftFund material from GHP; reviewed large property with staff

6.29.23—Followed up with staff—regarding recent property listings in Brookshire; communicated extensively with property owner and broker regarding protocol for incentives within Brookshire on business projects; reviewed Project Blue Braveheart—did not meet specs

6.30.23--—Reviewed Project Electro State—did not meet specs; provided information on Brookshire processes to CA broker representing prospect—ultimately discovered broker provided wrong address; continued communication with property owner and broker regarding Brookshire property

#10 A

7.5.23—Continued to attempt to identify location of Twinwood Business Park—no map received to date

7.6.23—Discussed new property listing with staff

7.7.23—Communicated once more to CA broker that he provided wrong address-company intervened and provided correct address of property to which we responded to all questions

7.11.23—Continued dialogue with CA broker regarding Brookshire building

7.12.23—Reviewed Project Lotus 4—did not meet specs; discussed upcoming EDC meeting with EDC staff; continued discussion with CA broker

7.13.23—Responded to site selector regarding Brookshire

7.17.23—Reviewed Project Gold Dash—did not meet specs; followed up with city attorney regarding Otto Street extension for developer; engaged in discussion with existing company regarding expansion

Other:

Brookshire is featured in MBG News and social media

8.3.23

Brookshire EDC July 2023 Report Addendum Presented on August 3, 2023

**Submitted by Mike Barnes Group,
Inc.**



MBG
ECONOMIC DEVELOPMENT

Mike Barnes Group, Inc.
PO Box 1729
Blanco, TX. 78606-1729



MBG
ECONOMIC DEVELOPMENT

7.17.23—Continued work on Otto Street (for retail project) extension; followed up with Brookshire Rice Dyer Project

7.18.23—Reviewed Project Astro—did not meet specs

7.20.23—Aided City staff regarding grant funding

7.21.23—Received Project Liberty—did not meet specs

7.24.23—Continued assistance to City staff regarding grant funding narrative

7.25.23—Assisted city staff with grant language

7.26.23—Reviewed sites with EDC staff; received follow up from RV Park developer and shared with EDC President—attempt to establish a meeting

7.27.23—Provided Chip Project to broker relative to West I-10 Project—building could not accommodate; provided Chip Project to Hampco for review; provided Project Indigo to same broker; communicated with local property owner regarding recent business activity; offered to assist RV Project in identifying other potential uses of property

7.28.23—Received response from broker that they would like to entertain Project Indigo—sent needed information for them to complete so we can submit for Brookshire; reviewed unemployment analysis provided by GHP; Hampco advised could not accommodate Chip Project to meet time frame

Other:

July Newsletter featuring Brookshire distributed to 1900 plus contacts; published numerous social media posts



ECONOMIC DEVELOPMENT

MBG Celebrates 18 Years of Service to Communities, Companies and Organizations!

Mike Barnes Group was formed in June 2005 and relocated to the Texas Hill Country in 2010. The firm appreciates having served more than 40 Texas communities, many on multiple assignments during these 18 years. In addition, MBG has served clients throughout the United States. Thank you for the opportunity to provide services these past 18 years!

- **MBG appreciates the opportunity to assist the Brookshire, TX, EDC these past 13 years.** Ongoing projects in Brookshire in recent months have accounted for approximately 4 million square feet of new business space, including recent locations of Tesla, HEB, Ferguson Equipment, Warefor and the North American Headquarters of Grundfos. This has provided about \$450 million in investment in Brookshire coupled with hundreds of new jobs!

MBG is looking forward to seeing clients and colleagues this week at the TEDC 2023 Mid-Year Conference held in Allen, TX.



Pictured below: Grundfos North American Headquarters

located in Brookshire, TX; Pictured right: Historic Museum conversion to EDC offices, Empire West, and Duro Bag





Economic Development
Corporation

MBG Retained to Provide Community Assessment for Site Selection for the Kemp, TX, EDC

MBG is excited to commence the CASS for Kemp, Texas, within Kaufman County. The firm has completed many assignments in this county and is looking forward to working with the stakeholders in this community to grow their economy. Contact MBG for information regarding assisting your community's competitiveness.



The executive search for the Hondo, Texas, Director of Economic Development enters the final stages. Contact MBG for information regarding the provision of executive searches.

Contact Mike Barnes at 830.833.5300 or mbarnes@mikebarnesgroup.com

[About Us](#) | [Services](#) | [Case Studies](#) | [Contact Us](#)

Mike Barnes Group Newsletter: July 2023



MBG


ECONOMIC DEVELOPMENT

Brookshire, Texas, EDC Engaged in Many Projects!



MBG has had the opportunity to provide leadership to the Brookshire, TX, EDC for thirteen years. The economy and quality of life has grown exponentially in this time period. Global headquarters, manufacturing projects, logistics and distribution projects, coupled with small businesses have located within Brookshire, Texas. Below is West I-10 Business Park, adjacent are the new amphitheater, historic museum being converted to the EDC offices, Empire West, and the Grundfos North American Global Headquarters.





Special Thanks to Corpus Christi Regional Economic Development Corporation for selecting MBG to lead a recent project within the region. We appreciate the hospitality of the CCREDC staff and participants in this project. For information regarding assistance with economic

development projects, contact MBG.

MBG appreciates seeing clients and colleagues at the TEDC 2023 Mid-Year Conference held in Allen, TX. Congrats to Carlton Schwab and his team for another great event!



Update on Hondo, Texas, EDC Director

The Hondo, Texas, EDC has selected Doug Dowler as its next Director of Economic Development for this San Antonio Metro Community. Doug has extensive experience working in Texas, most recently as the Executive Director of the Development Corporation of Snyder, Texas. Please join me in congratulating Doug on his new position.



Economic Development Corporation

MBG Retained to Provide Community Assessment for Site Selection for the Kemp, TX, EDC

MBG is excited to commence the CASS for Kemp, Texas, within Kaufman County. The firm has completed many assignments in this county and is looking forward to working with the stakeholders in this community to grow their economy. Contact MBG for information regarding assisting your community's competitiveness.

Contact Mike Barnes at 830.833.5300 or mbarnes@mikebarnesgroup.com